

July 22 '05

Clock Generator
CK-410M 19

Intel
Yonah NV/LV/ULV
Processor 3, 4, 5

Thermal
Sensor
LM26 5

KS Note Block Diagram

05207-SB-FINAL

PCB Layer Stackup

- L1: Component
- L2: GND
- L3: Signal 1
- L4: VCC
- L5: Signal 2
- L6: Signal 3
- L7: GND
- L8: Component

System DC/DC MAX1977 64

INPUTS	OUTPUTS
VINT19	VCC5M VCC3M

Battery Charger/Selector MAX8724 59

DOCK_PWR19_F	M-BAT-PWR S-BAT-PWR
--------------	------------------------

VCCIR8A MAX8632 67

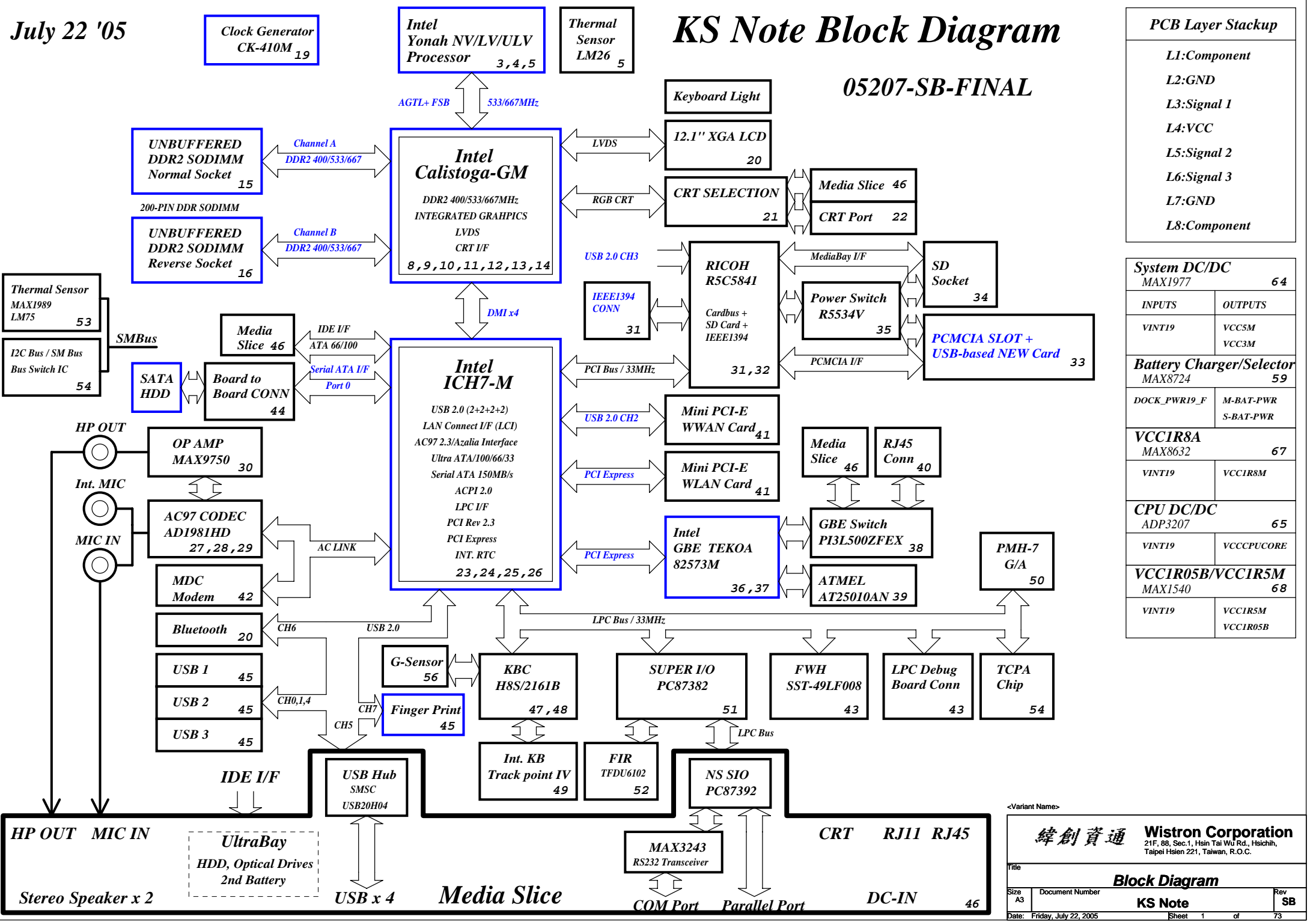
VINT19	VCCIR8M
--------	---------

CPU DC/DC ADP3207 65

VINT19	VCCCPUCORE
--------	------------

VCCIR05B/VCCIR5M MAX1540 68

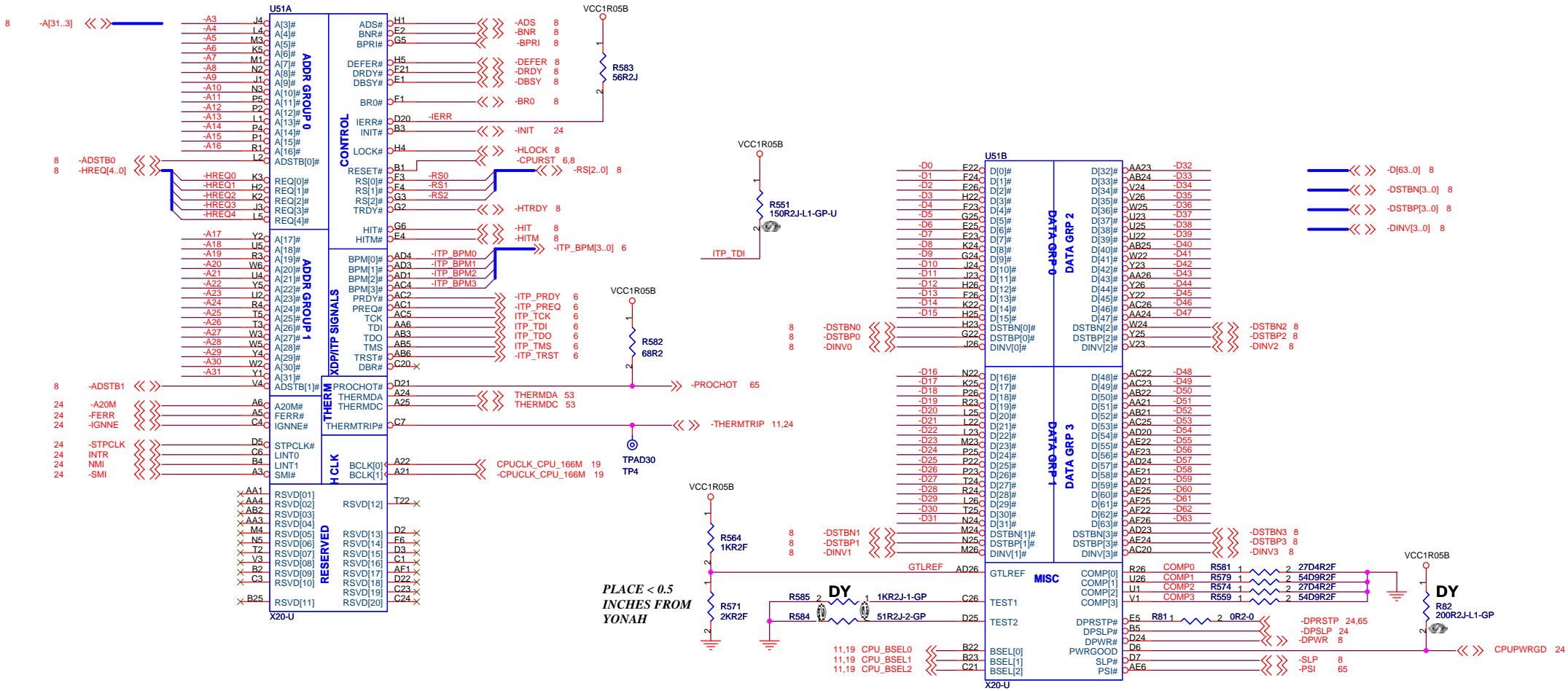
VINT19	VCCIR5M VCCIR05B
--------	---------------------

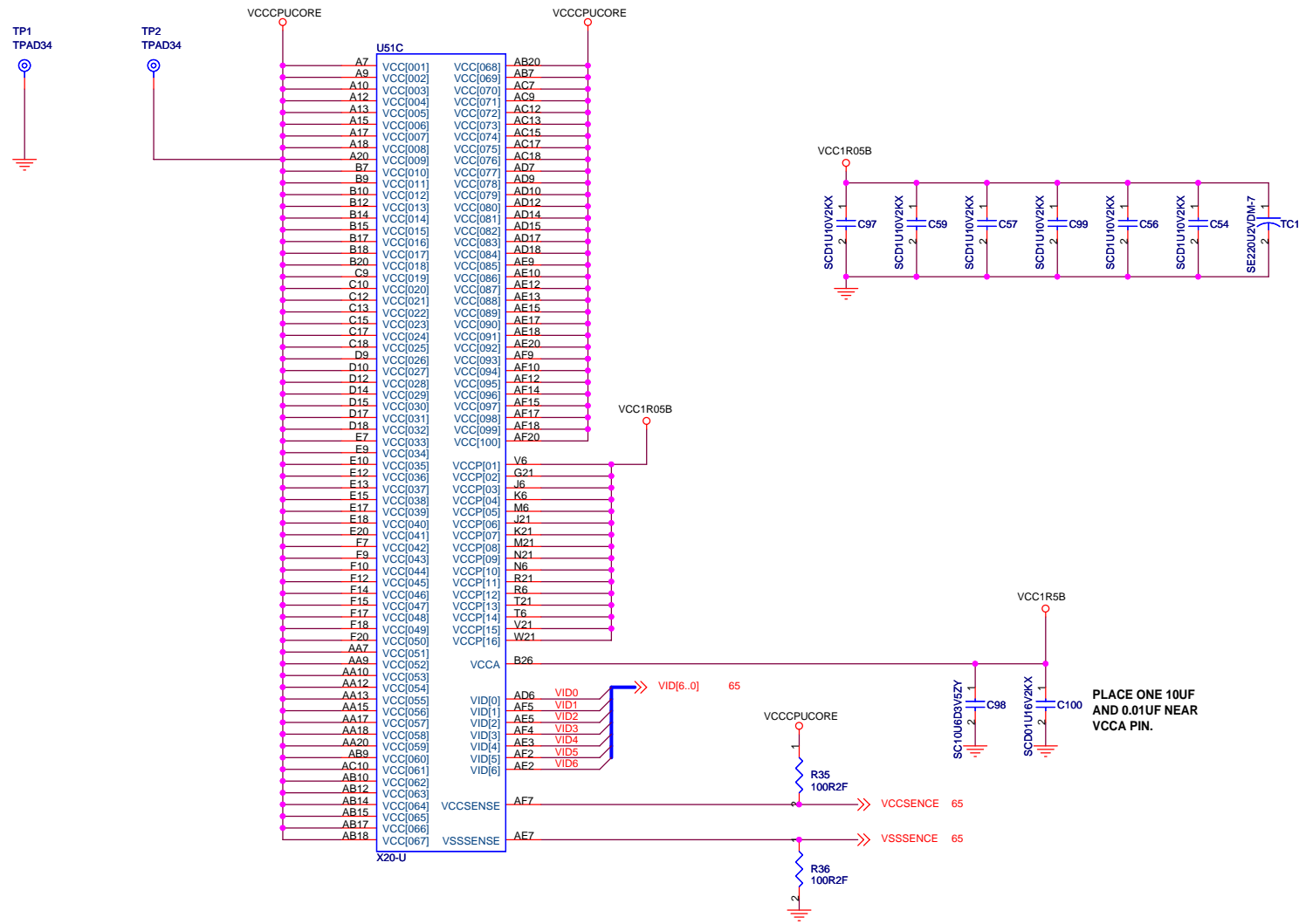


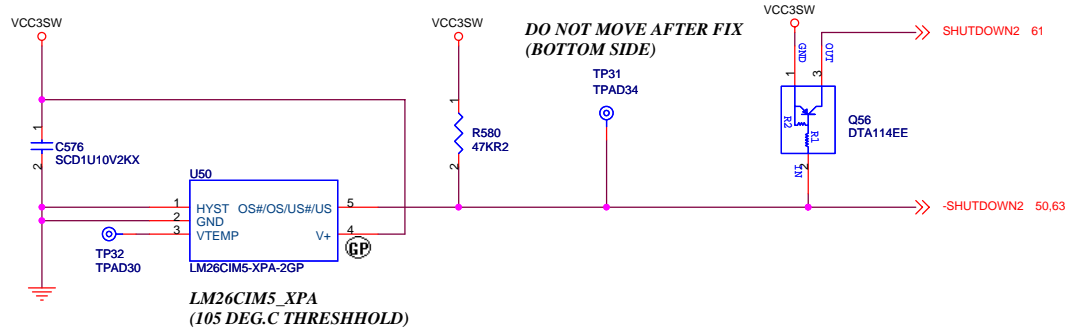
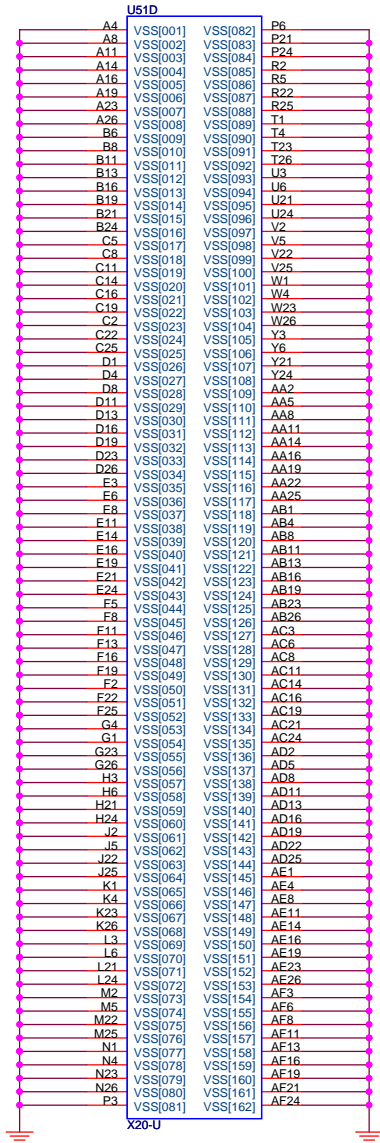
<-Variant Name>

緯創資通 Wistron Corporation
 21F, 88, Sec.1, Hsin Tai Wu Rd., Hsichih,
 Taipei Hsien 221, Taiwan, R.O.C.

Block Diagram			
File	Document Number	KS Note	Rev SB
Date: Friday, July 22, 2005	Sheet 1	of	73



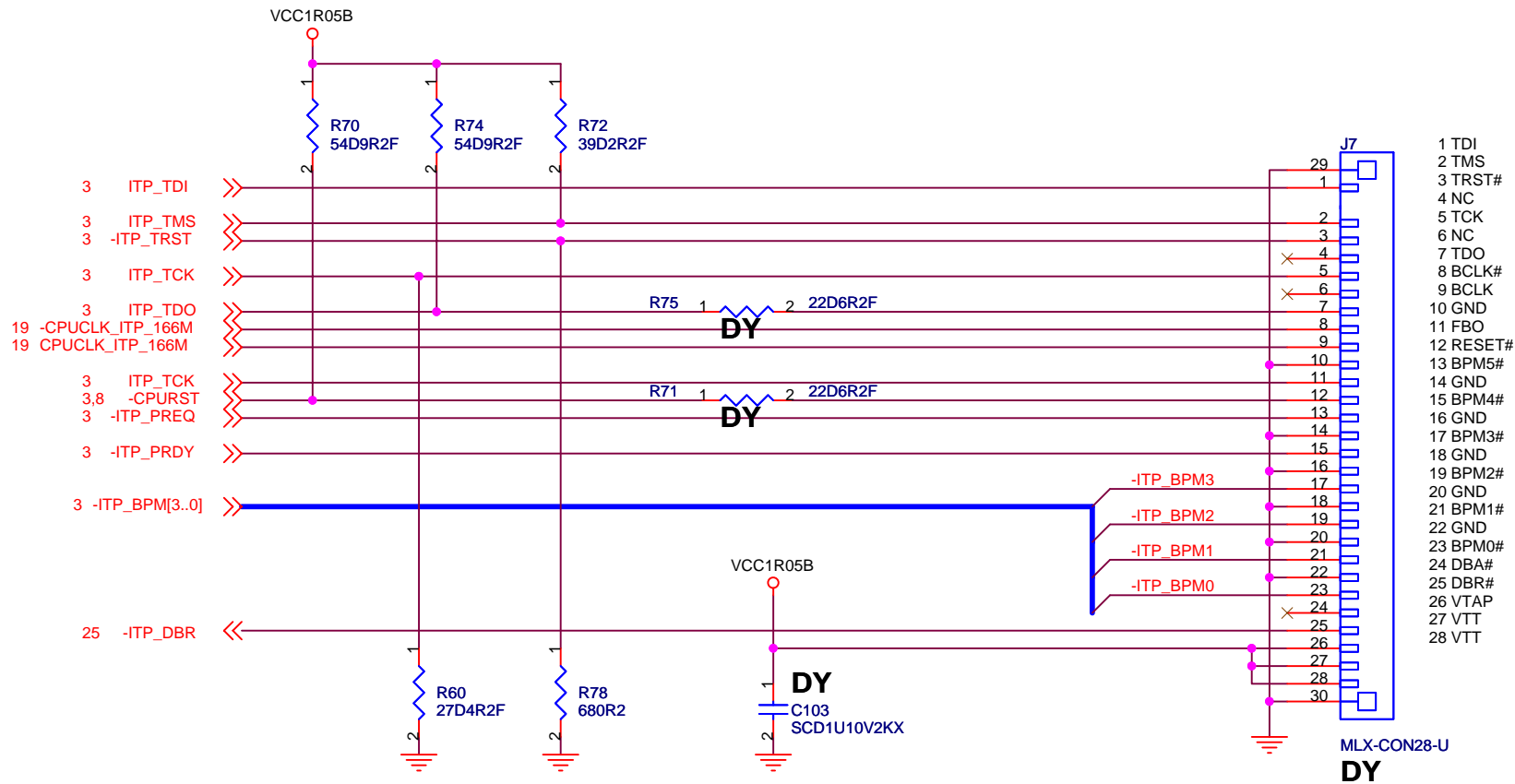




<Variant Name>

緯創資通 Wistron Corporation
21F, 88, Sec. 1, Hsin Tai Wu Rd., Hsichih,
Taipei Hsien 221, Taiwan, R.O.C.

Title		
YONAH CPU(3/3)		
Size	Document Number	Rev
A3	KS Note	SB
Date:	Friday, July 22, 2005	Sheet 5 of 73



(*1) TCK SIGNAL IS BRANCHED AT DOTHAN PIN

(*2) CPURST# SIGNAL IS BRANCHED AT ALVISO PIN

<Variant Name>

緯創資通

Wistron Corporation

21F, 88, Sec.1, Hsin Tai Wu Rd., Hsichih,
Taipei Hsien 221, Taiwan, R.O.C.

Title

ITP CONN

Size
A4

Document Number

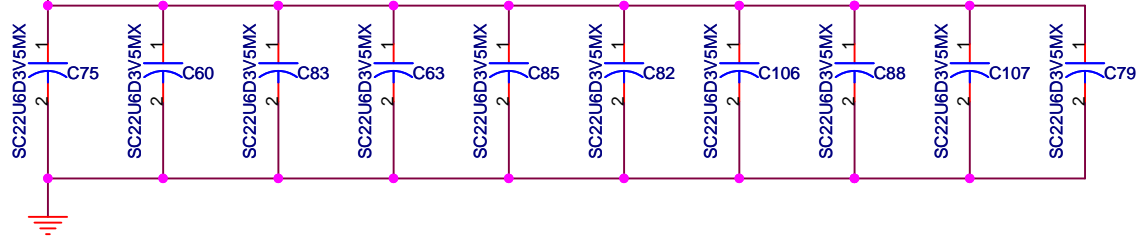
KS Note

Rev
SB

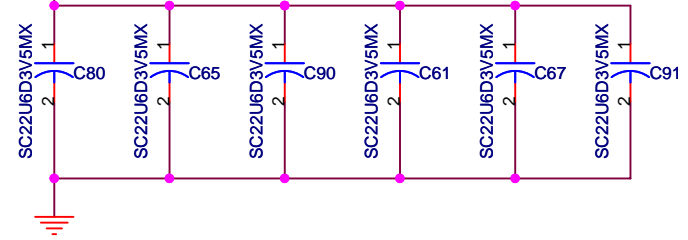
Date: Friday, July 22, 2005

Sheet 6 of 73

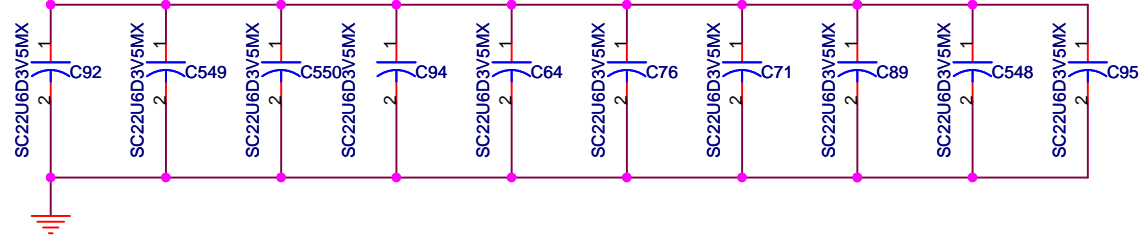
VCCCPUCORE



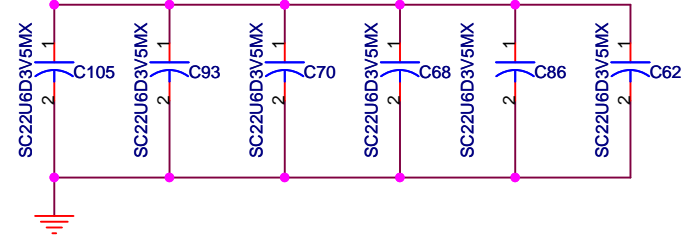
VCCCPUCORE



VCCCPUCORE



VCCCPUCORE



<Variant Name>

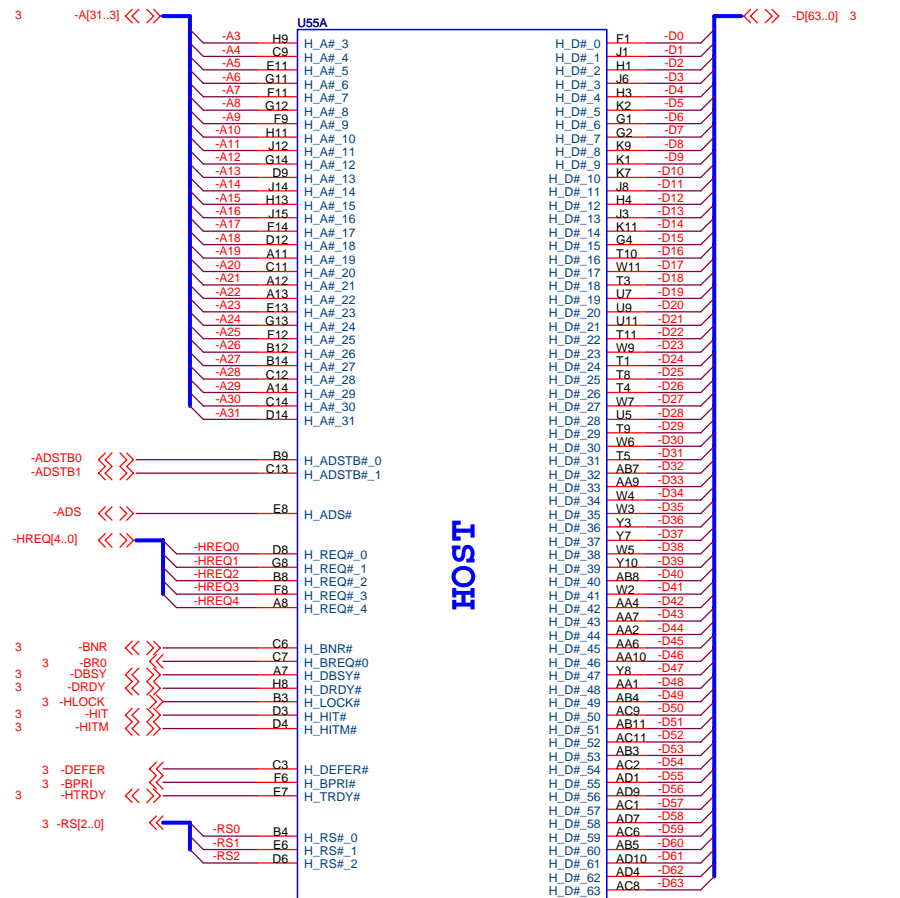
緯創資通

Wistron Corporation
21F, 88, Sec.1, Hsin Tai Wu Rd., Hsichih,
Taipei Hsien 221, Taiwan, R.O.C.

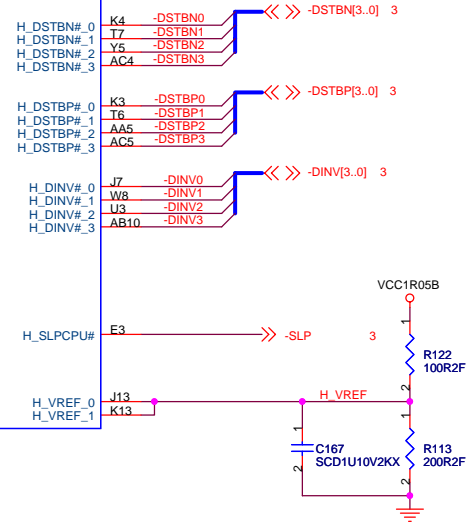
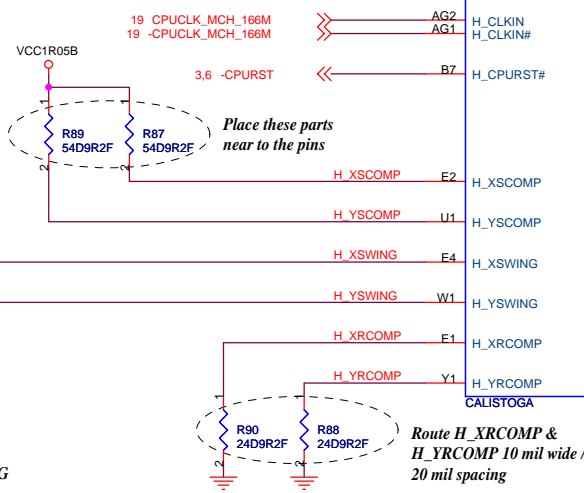
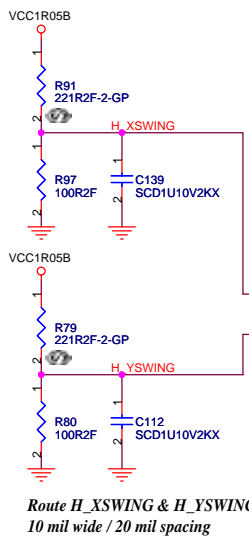
Title **VCCCPUCORE DECOUPLING**

Size A4	Document Number KS Note	Rev SB
------------	-----------------------------------	------------------

Date: Friday, July 22, 2005 Sheet 7 of 73



HOST

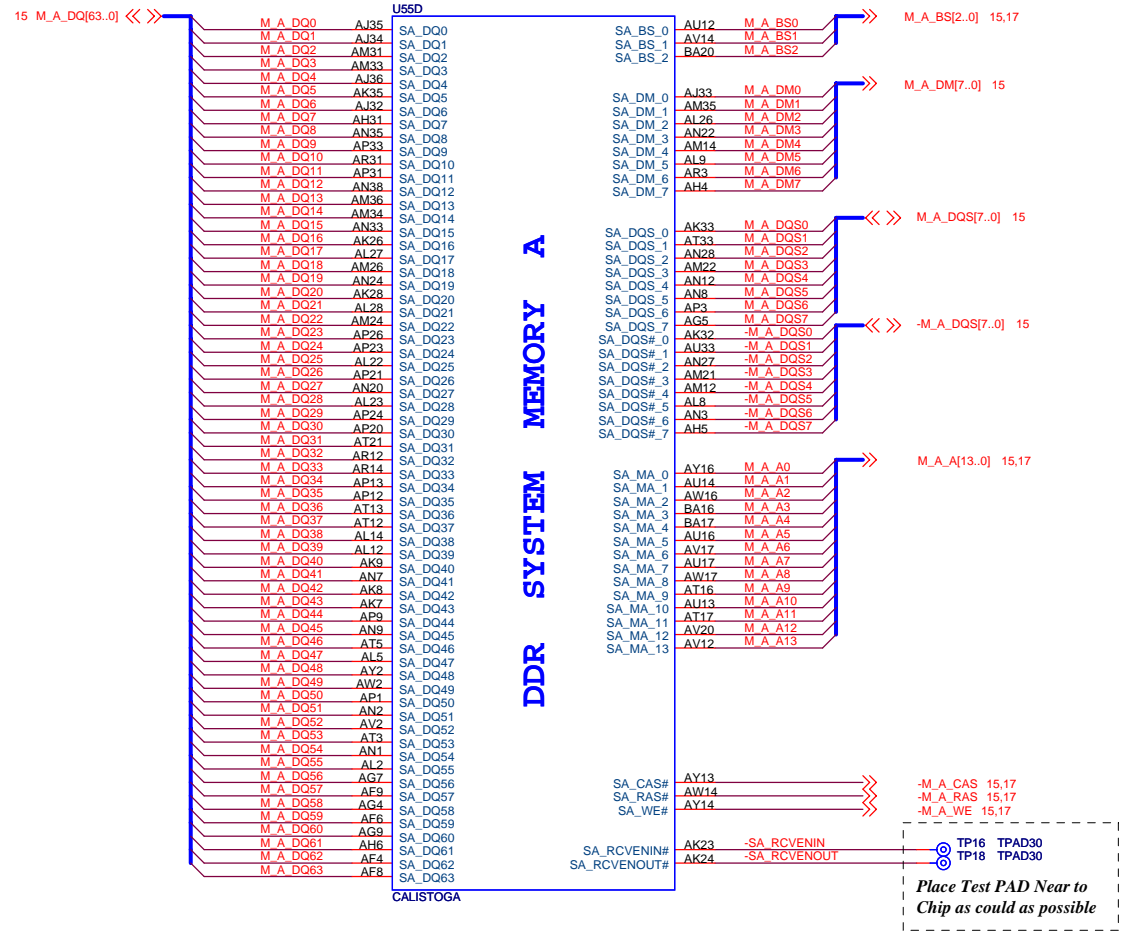


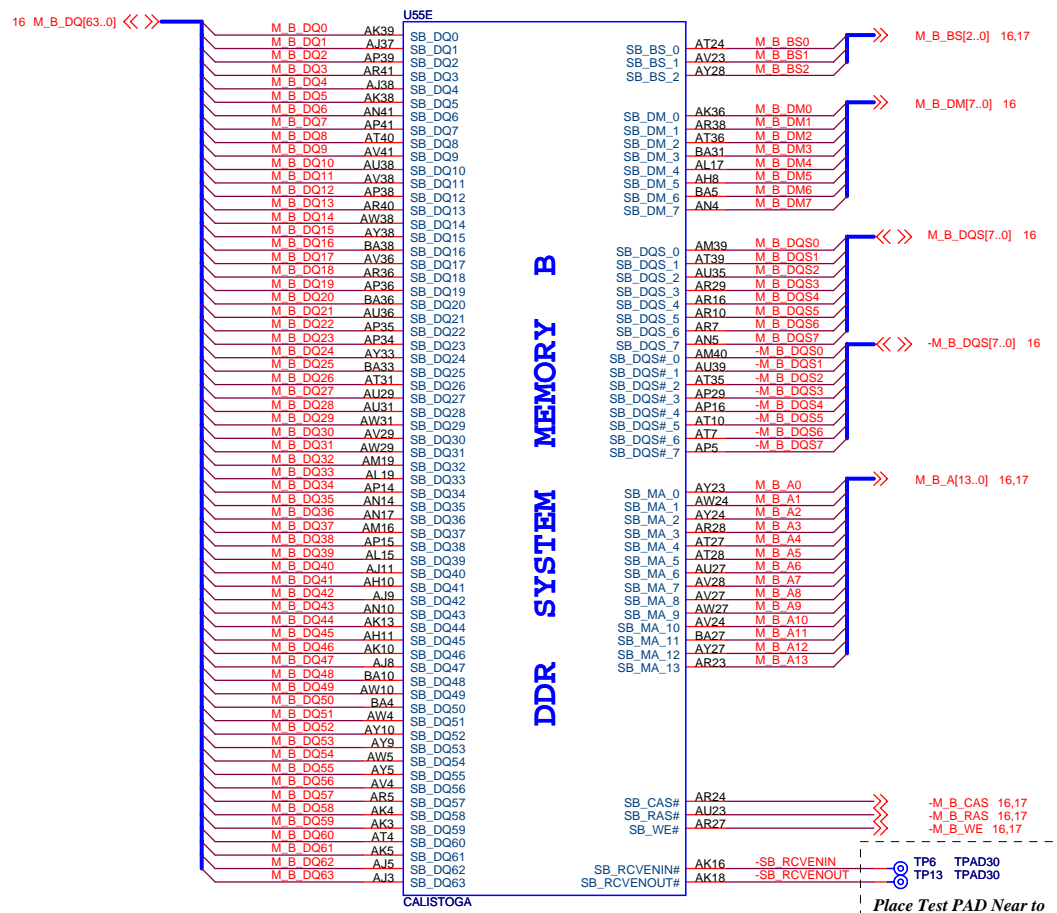
<Variant Name>

緯創資通 Wistron Corporation
21F, 88, Sec.1, Hsin Tai Wu Rd., Hsichih, Taipei Hsien 221, Taiwan, R.O.C.

Title: **CALISTOGA(17):HOST I/F**

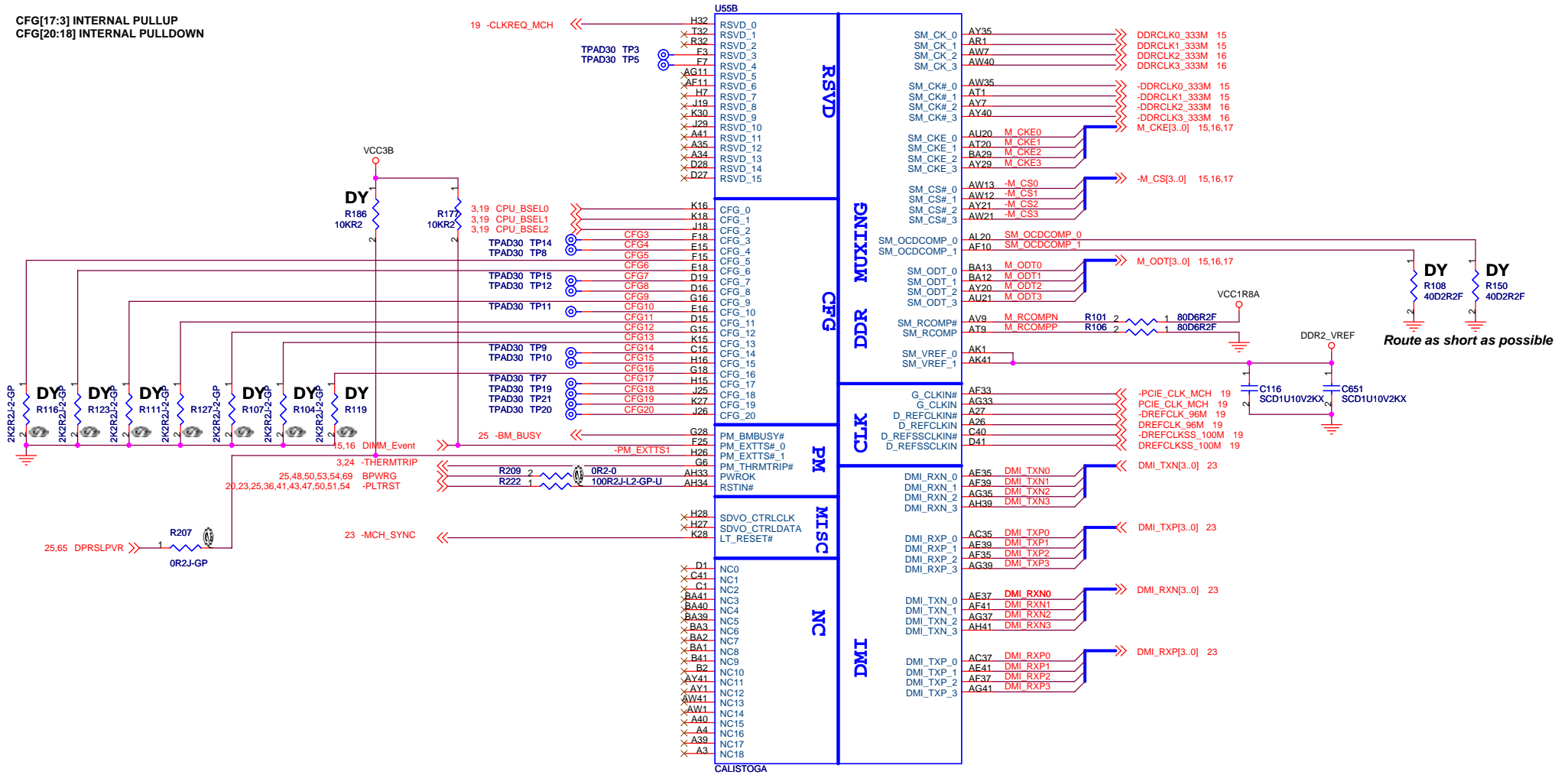
Size: A3	Document Number: KS Note	Rev: SB
Date: Friday, July 22, 2005	Sheet: 8 of 73	





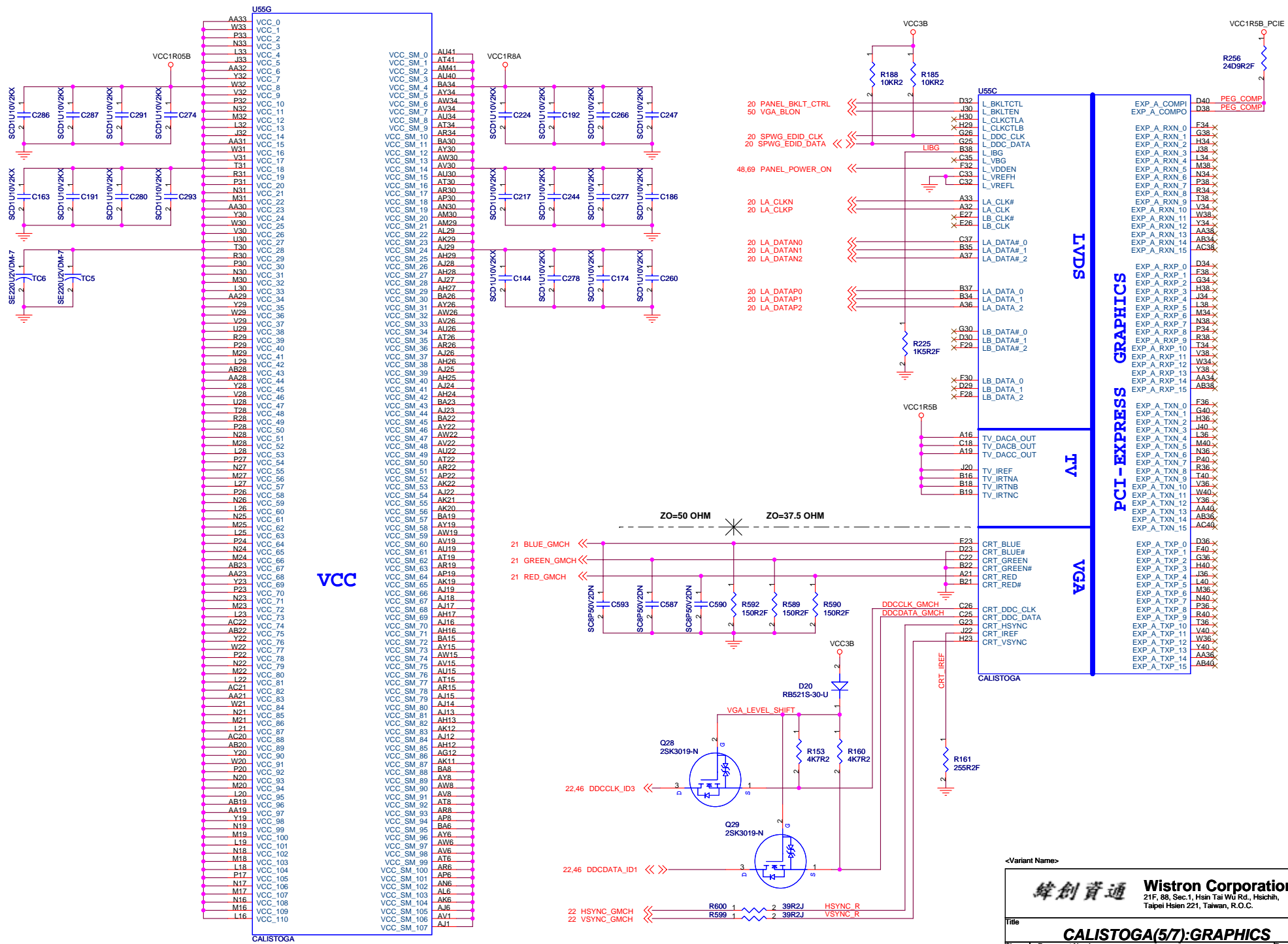
LEVEL	0	1
CFG5	DMI x2	DMI x4 (default)
CFG6	Moby Dick	Calistoga
CFG9	Reverse Lanes	Normal Operation (default)
CFG11	Calistoga	Moby Dick
CFG12	Reserved	Reserved
CFG13	Reserved	Reserved
CFG16	Dynamic ODT Disabled	Dynamic ODT Enabled (default)

CFG[17:3] INTERNAL PULLUP
CFG[20:18] INTERNAL PULLDOWN



<Variant Name>

緯創資通		Wistron Corporation	
21F, 88, Sec.1, Hsin Tai Wu Rd., Hsichih, Taipei Hsien 221, Taiwan, R.O.C.		21F, 88, Sec.1, Hsin Tai Wu Rd., Hsichih, Taipei Hsien 221, Taiwan, R.O.C.	
CALISTOGA(47):DMI/PM/CFG			
Title	Document Number	Rev	SB
Size A3	KS Note	73	
Date: Friday, July 22, 2005	Sheet 11 of		



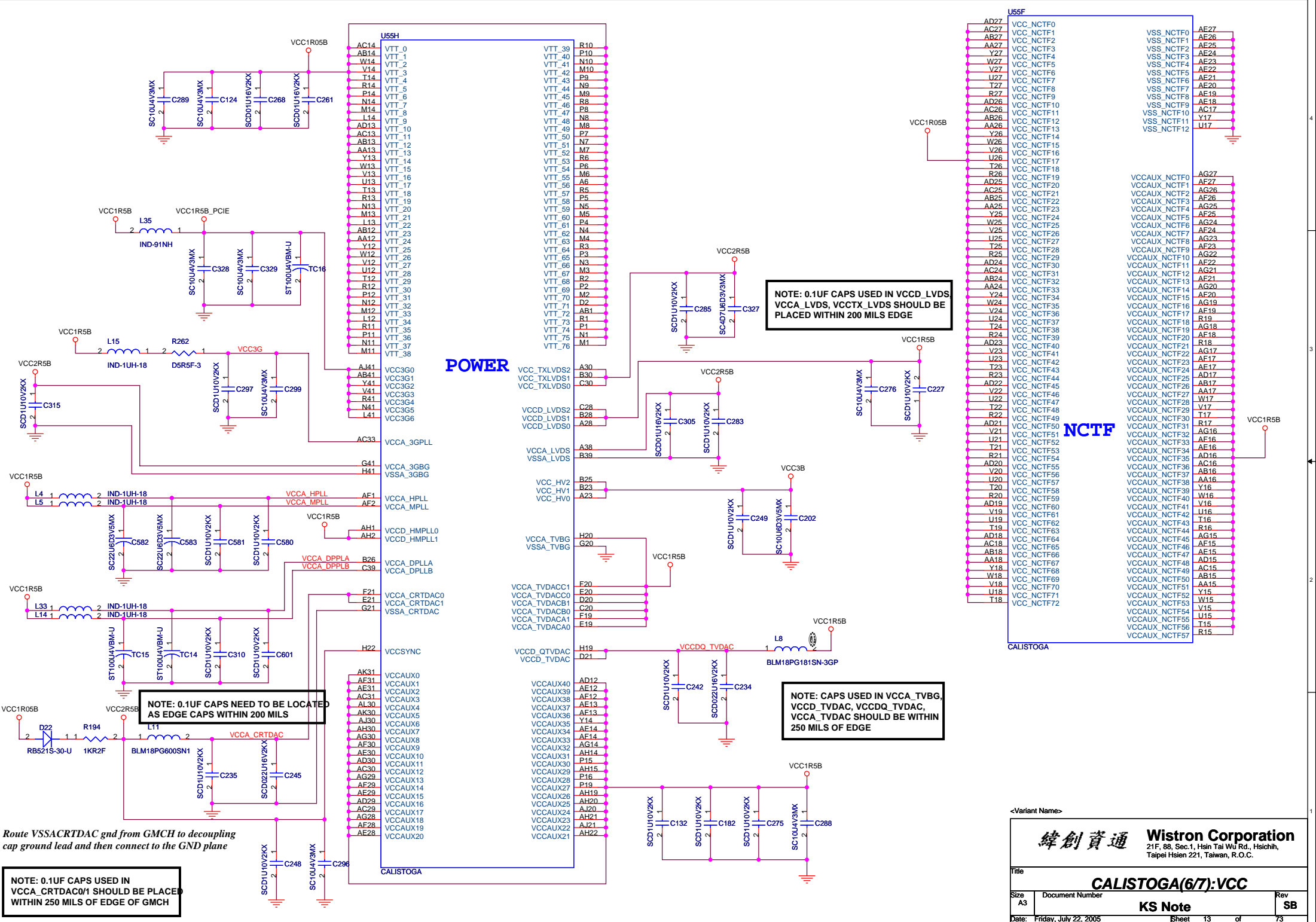
<-Variant Name>

緯創資通 Wistron Corporation
 21F, 88, Sec.1, Hsin Tai Wu Rd., Hsichih,
 Taipei Hsien 221, Taiwan, R.O.C.

CALISTOGA(5/7):GRAPHICS

Size	Document Number	Rev
Custom	KS Note	SB

Date: Friday, July 22, 2005 Sheet 12 of 73



Route VSSACRTDAC gnd from GMCH to decoupling cap ground lead and then connect to the GND plane

NOTE: 0.1UF CAPS USED IN VCCA_CRTDAC0/1 SHOULD BE PLACED WITHIN 250 MILS OF EDGE OF GMCH

NOTE: 0.1UF CAPS USED IN VCCD_LVDS, VCCA_LVDS, VCCTX_LVDS SHOULD BE PLACED WITHIN 200 MILS EDGE

NOTE: CAPS USED IN VCCA_TVBG, VCCD_TV DAC, VCCDQ_TV DAC, VCCA_TV DAC SHOULD BE WITHIN 250 MILS OF EDGE

NOTE: 0.1UF CAPS NEED TO BE LOCATED AS EDGE CAPS WITHIN 200 MILS

U55H

AC14	VTT_0
AB14	VTT_1
W14	VTT_2
V14	VTT_3
T14	VTT_4
R14	VTT_5
P14	VTT_6
N14	VTT_7
M14	VTT_8
L14	VTT_9
AD13	VTT_10
AC13	VTT_11
AB13	VTT_12
AA13	VTT_13
Y13	VTT_14
W13	VTT_15
V13	VTT_16
U13	VTT_17
T13	VTT_18
R13	VTT_19
N13	VTT_20
M13	VTT_21
L13	VTT_22
AB12	VTT_23
AA12	VTT_24
Y12	VTT_25
W12	VTT_26
V12	VTT_27
U12	VTT_28
T12	VTT_29
R12	VTT_30
N12	VTT_31
M12	VTT_32
L12	VTT_33
R11	VTT_34
P11	VTT_35
N11	VTT_36
M11	VTT_37
VTT_38	

R10	VTT_39
P10	VTT_40
N10	VTT_41
M10	VTT_42
N9	VTT_43
M9	VTT_44
R8	VTT_45
P8	VTT_46
N8	VTT_47
M8	VTT_48
Y26	VTT_49
N7	VTT_50
M7	VTT_51
R6	VTT_52
P6	VTT_53
M6	VTT_54
A6	VTT_55
R5	VTT_56
P5	VTT_57
N5	VTT_58
M5	VTT_59
P4	VTT_60
N4	VTT_61
M4	VTT_62
R3	VTT_63
P3	VTT_64
M3	VTT_65
R2	VTT_66
P2	VTT_67
D1	VTT_68
M2	VTT_69
R1	VTT_70
P1	VTT_71
N1	VTT_72
M1	VTT_73
N1	VTT_74
N1	VTT_75
M1	VTT_76

POWER

AC30	VCC_TXLVDS2
B30	VCC_TXLVDS1
C30	VCC_TXLVDS0
A30	VCCD_LVDS2
B28	VCCD_LVDS1
A28	VCCD_LVDS0
A38	VCCA_LVDS
B39	VSSA_LVDS
B25	VCC_HV2
B23	VCC_HV1
A23	VCC_HV0
H20	VCCA_TVBG
G20	VSSA_TVBG
F20	VCCA_TVDACC1
E20	VCCA_TVDACC0
D20	VCCA_TVDACB1
C20	VCCA_TVDACB0
F19	VCCA_TVDACA1
E19	VCCA_TVDACA0
H19	VCCD_QTVDAC
D21	VCCD_TV DAC
AD12	VCCAUX40
AE12	VCCAUX39
AE12	VCCAUX38
AE13	VCCAUX37
Y14	VCCAUX36
AE14	VCCAUX35
AE14	VCCAUX34
AE14	VCCAUX33
AG14	VCCAUX32
AH14	VCCAUX31
P15	VCCAUX30
AH15	VCCAUX29
P16	VCCAUX28
P19	VCCAUX27
AH19	VCCAUX26
AH20	VCCAUX25
AJ20	VCCAUX24
AJ21	VCCAUX23
AJ21	VCCAUX22
AH22	VCCAUX21

VCCA_GPPLL

AC33	VCCA_3GPPLL
G41	VCCA_3GBG
H41	VSSA_3GBG
AF1	VCCA_HPPLL
AF2	VCCA_MPPLL
AH1	VCCD_HMPLL0
AH2	VCCD_HMPLL1
B26	VCCA_DPPLA
C39	VCCA_DPPLB
F21	VCCA_CRTDAC0
E21	VCCA_CRTDAC1
G21	VSSA_CRTDAC
H22	VCCSYNC
AK31	VCCAUX0
AE31	VCCAUX1
AE31	VCCAUX2
AC30	VCCAUX3
AL30	VCCAUX4
AK30	VCCAUX5
AH30	VCCAUX6
AG30	VCCAUX7
AE30	VCCAUX8
AE30	VCCAUX9
AD30	VCCAUX10
AC30	VCCAUX11
AG29	VCCAUX12
AE29	VCCAUX13
AE29	VCCAUX14
AD29	VCCAUX15
AC29	VCCAUX16
AG28	VCCAUX17
AE28	VCCAUX18
AE28	VCCAUX19
AE28	VCCAUX20

CALISTOGA

U55F

AD27	VCC_NCTF0
AC27	VCC_NCTF1
AB27	VCC_NCTF2
AA27	VCC_NCTF3
Y27	VCC_NCTF4
W27	VCC_NCTF5
V27	VCC_NCTF6
U27	VCC_NCTF7
T27	VCC_NCTF8
R27	VCC_NCTF9
AD26	VCC_NCTF10
AC26	VCC_NCTF11
AB26	VCC_NCTF12
AA26	VCC_NCTF13
Y26	VCC_NCTF14
W26	VCC_NCTF15
V26	VCC_NCTF16
U26	VCC_NCTF17
T26	VCC_NCTF18
R26	VCC_NCTF19
AD25	VCC_NCTF20
AC25	VCC_NCTF21
AB25	VCC_NCTF22
AA25	VCC_NCTF23
Y25	VCC_NCTF24
W25	VCC_NCTF25
V25	VCC_NCTF26
U25	VCC_NCTF27
T25	VCC_NCTF28
R25	VCC_NCTF29
AD24	VCC_NCTF30
AC24	VCC_NCTF31
AB24	VCC_NCTF32
AA24	VCC_NCTF33
Y24	VCC_NCTF34
W24	VCC_NCTF35
V24	VCC_NCTF36
U24	VCC_NCTF37
T24	VCC_NCTF38
R24	VCC_NCTF39
AD23	VCC_NCTF40
AC23	VCC_NCTF41
AB23	VCC_NCTF42
AA23	VCC_NCTF43
Y23	VCC_NCTF44
W23	VCC_NCTF45
V23	VCC_NCTF46
U23	VCC_NCTF47
T23	VCC_NCTF48
R23	VCC_NCTF49
AD22	VCC_NCTF50
AC22	VCC_NCTF51
AB22	VCC_NCTF52
AA22	VCC_NCTF53
Y22	VCC_NCTF54
W22	VCC_NCTF55
V22	VCC_NCTF56
U22	VCC_NCTF57
T22	VCC_NCTF58
R22	VCC_NCTF59
AD21	VCC_NCTF60
AC21	VCC_NCTF61
AB21	VCC_NCTF62
AA21	VCC_NCTF63
Y21	VCC_NCTF64
W21	VCC_NCTF65
V21	VCC_NCTF66
U21	VCC_NCTF67
T21	VCC_NCTF68
R21	VCC_NCTF69
AD20	VCC_NCTF70
AC20	VCC_NCTF71
AB20	VCC_NCTF72

VSS


VSS_NCTF0	AE27
VSS_NCTF1	AE26
VSS_NCTF2	AE25
VSS_NCTF3	AE24
VSS_NCTF4	AE23
VSS_NCTF5	AE22
VSS_NCTF6	AE21
VSS_NCTF7	AE20
VSS_NCTF8	AE19
VSS_NCTF9	AE18
VSS_NCTF10	AC17
VSS_NCTF11	Y17
VSS_NCTF12	U17
VCCAUX_NCTF0	AG27
VCCAUX_NCTF1	AG26
VCCAUX_NCTF2	AG25
VCCAUX_NCTF3	AG25
VCCAUX_NCTF4	AG25
VCCAUX_NCTF5	AG24
VCCAUX_NCTF6	AG24
VCCAUX_NCTF7	AG24
VCCAUX_NCTF8	AG23
VCCAUX_NCTF9	AG22
VCCAUX_NCTF10	AG22
VCCAUX_NCTF11	AG21
VCCAUX_NCTF12	AG21
VCCAUX_NCTF13	AG21
VCCAUX_NCTF14	AG20
VCCAUX_NCTF15	AG20
VCCAUX_NCTF16	AG19
VCCAUX_NCTF17	AG19
VCCAUX_NCTF18	R19
VCCAUX_NCTF19	AG18
VCCAUX_NCTF20	AG18
VCCAUX_NCTF21	AG17
VCCAUX_NCTF22	AG17
VCCAUX_NCTF23	AG17
VCCAUX_NCTF24	AG17
VCCAUX_NCTF25	AG17
VCCAUX_NCTF26	AG17
VCCAUX_NCTF27	AG17
VCCAUX_NCTF28	AG17
VCCAUX_NCTF29	AG17
VCCAUX_NCTF30	T17
VCCAUX_NCTF31	R17
VCCAUX_NCTF32	AG16
VCCAUX_NCTF33	AG16
VCCAUX_NCTF34	AG16
VCCAUX_NCTF35	AG16
VCCAUX_NCTF36	AG16
VCCAUX_NCTF37	AA16
VCCAUX_NCTF38	Y16
VCCAUX_NCTF39	W16
VCCAUX_NCTF40	V16
VCCAUX_NCTF41	U16
VCCAUX_NCTF42	T16
VCCAUX_NCTF43	R16
VCCAUX_NCTF44	AG15
VCCAUX_NCTF45	AG15
VCCAUX_NCTF46	AG15
VCCAUX_NCTF47	AG15
VCCAUX_NCTF48	AG15
VCCAUX_NCTF49	AG15
VCCAUX_NCTF50	AB15
VCCAUX_NCTF51	AA15
VCCAUX_NCTF52	Y15
VCCAUX_NCTF53	W15
VCCAUX_NCTF54	U15
VCCAUX_NCTF55	T15
VCCAUX_NCTF56	R15
VCCAUX_NCTF57	R15

Wistron Corporation
21F, 88, Sec. 1, Hsin Tai Wu Rd., Hsichih, Taipei Hsien 221, Taiwan, R.O.C.

CALISTOGA(6/7):VCC

KS Note

Size A3	Document Number	Rev SB
Date: Friday, July 22, 2005	Sheet 13 of 73	



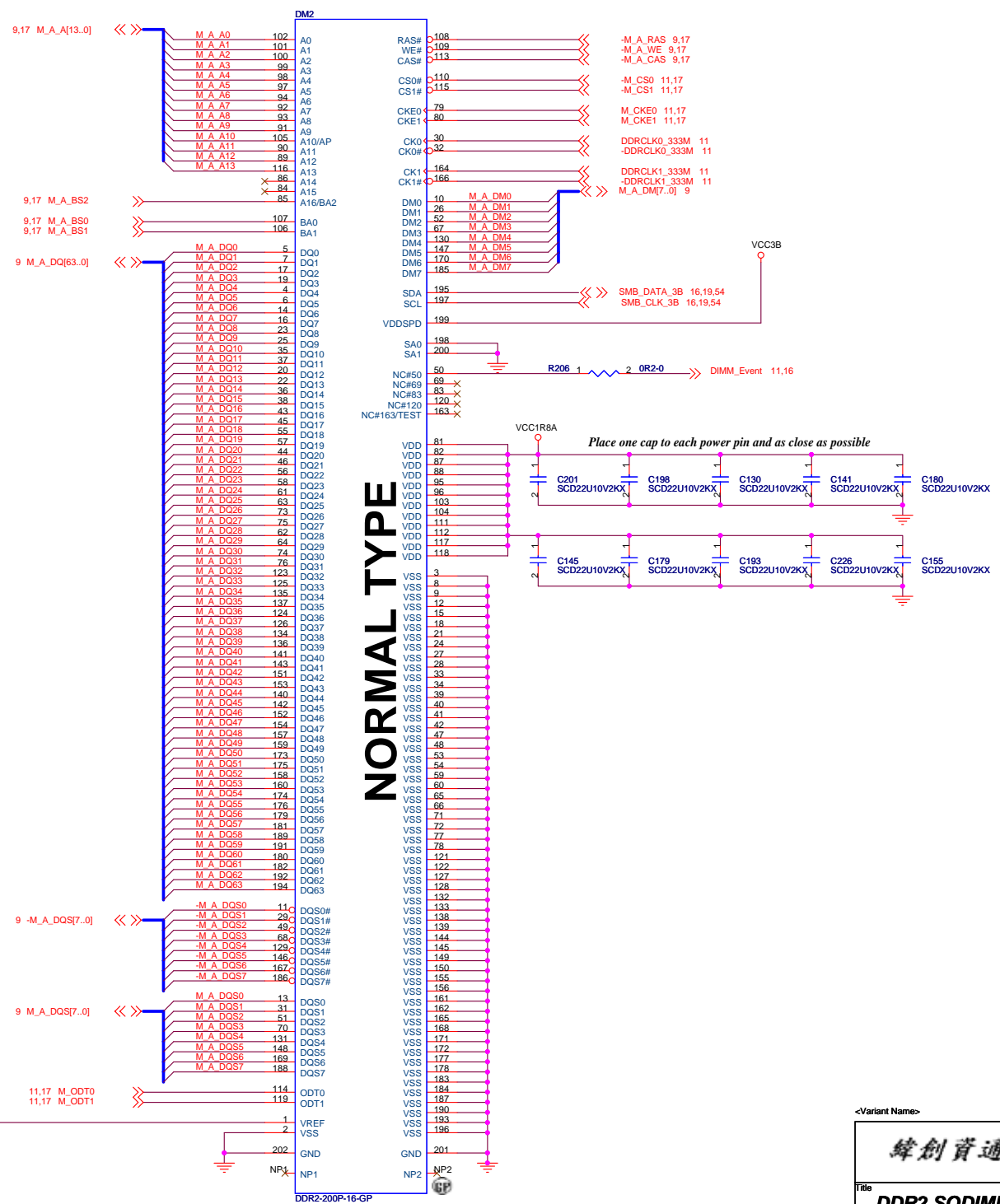
<Variant Name>

緯創資通 Wistron Corporation
 21F, 88, Sec.1, Hsin Tai Wu Rd., Hsichih,
 Taipei Hsien 221, Taiwan, R.O.C.

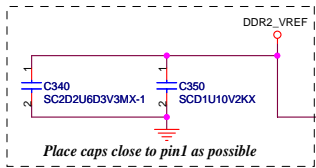
Title: **CALISTOGA(77):GND**

Size: A3 Document Number: **KS Note** Rev: **SB**

Date: Friday, July 22, 2005 Sheet 14 of 73



NORMAL TYPE

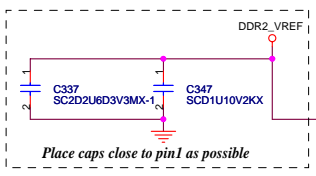
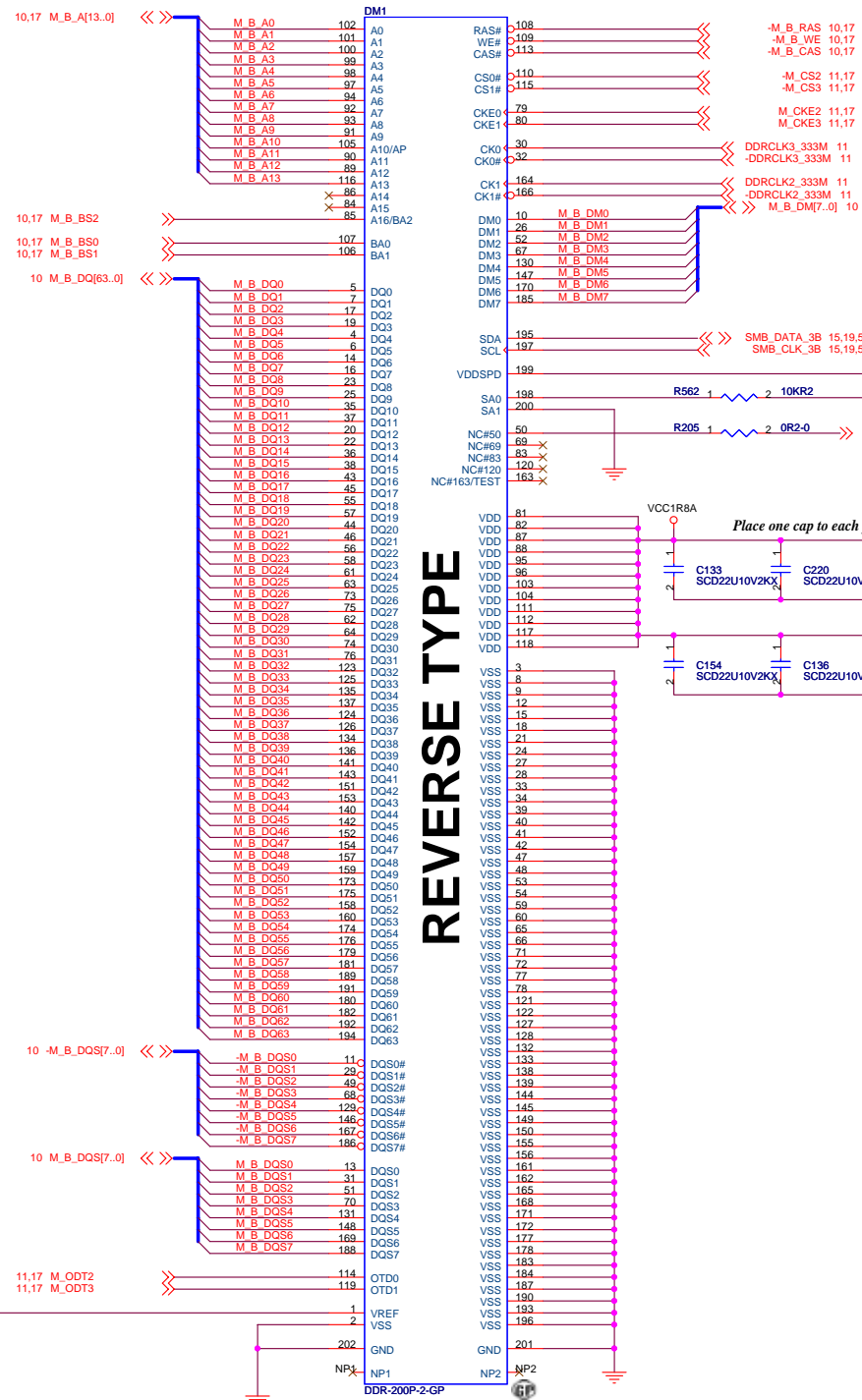


<Variant Name>

緯創資通 Wistron Corporation
 21F, 88, Sec.1, Hsin Tai Wu Rd., Hsichih,
 Taipei Hsien 221, Taiwan, R.O.C.

Title: **DDR2 SODIMM-A (NORMAL TYPE)**

Size: Custom	Document Number: KS Note	Rev: SB
Date: Friday, July 22, 2005	Sheet: 15 of	73



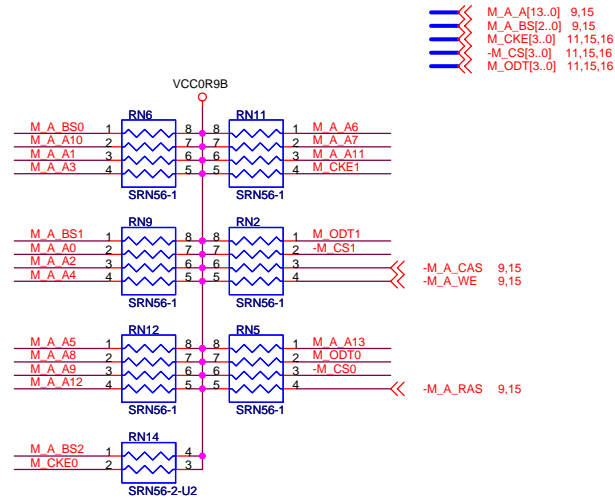
<Variant Name>

緯創資通 Wistron Corporation
 21F, 88, Sec.1, Hsin Tai Wu Rd., Hsichih,
 Taipei Hsien 221, Taiwan, R.O.C.

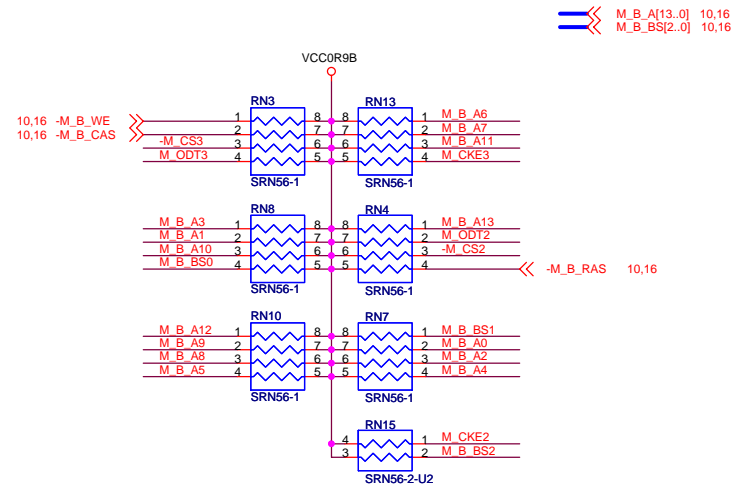
Title: **DDR2 SODIMM-B (REVERSE TYPE)**

Size	Document Number	Rev
Custom	KS Note	SB
Date: Friday, July 22, 2005	Sheet 16 of 73	

CHANNEL A PARALLEL TERMINATION



CHANNEL B PARALLEL TERMINATION



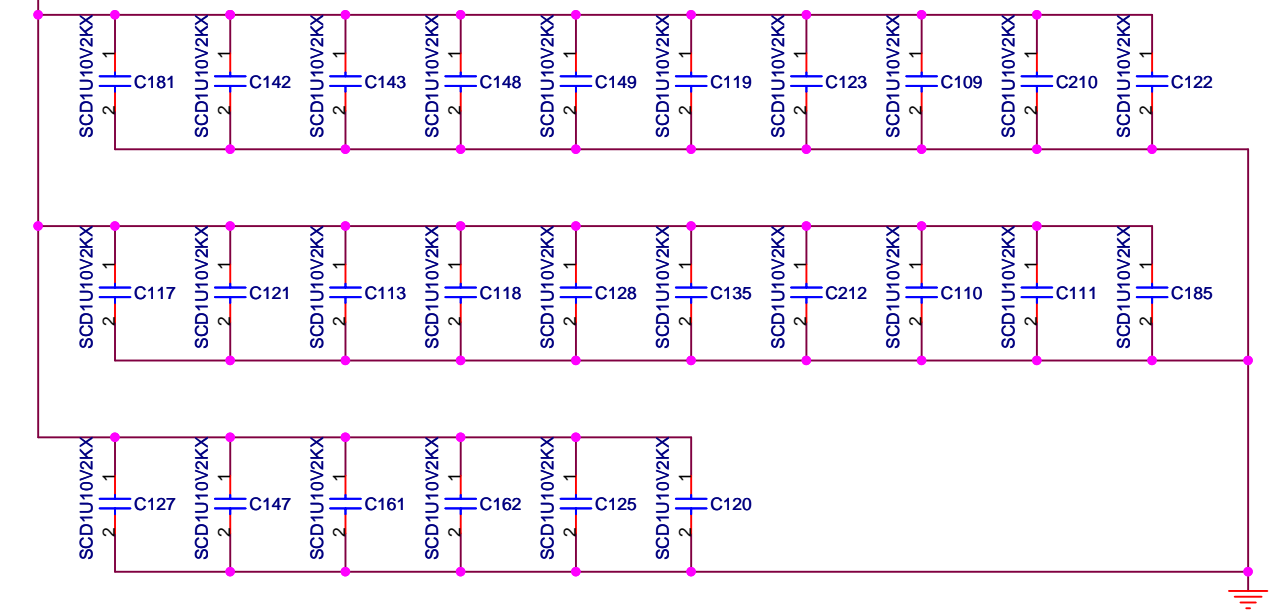
<Variant Name>

緯創資通 Wistron Corporation
 21F, 88, Sec.1, Hsin Tai Wu Rd., Hsichih,
 Taipei Hsien 221, Taiwan, R.O.C.

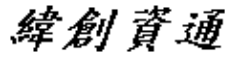
Title			
DDR-2 TERMINATION			
Size	Document Number	Rev	SB
A3			
Date:	Friday, July 22, 2005	Sheet	17 of 73
KS Note			

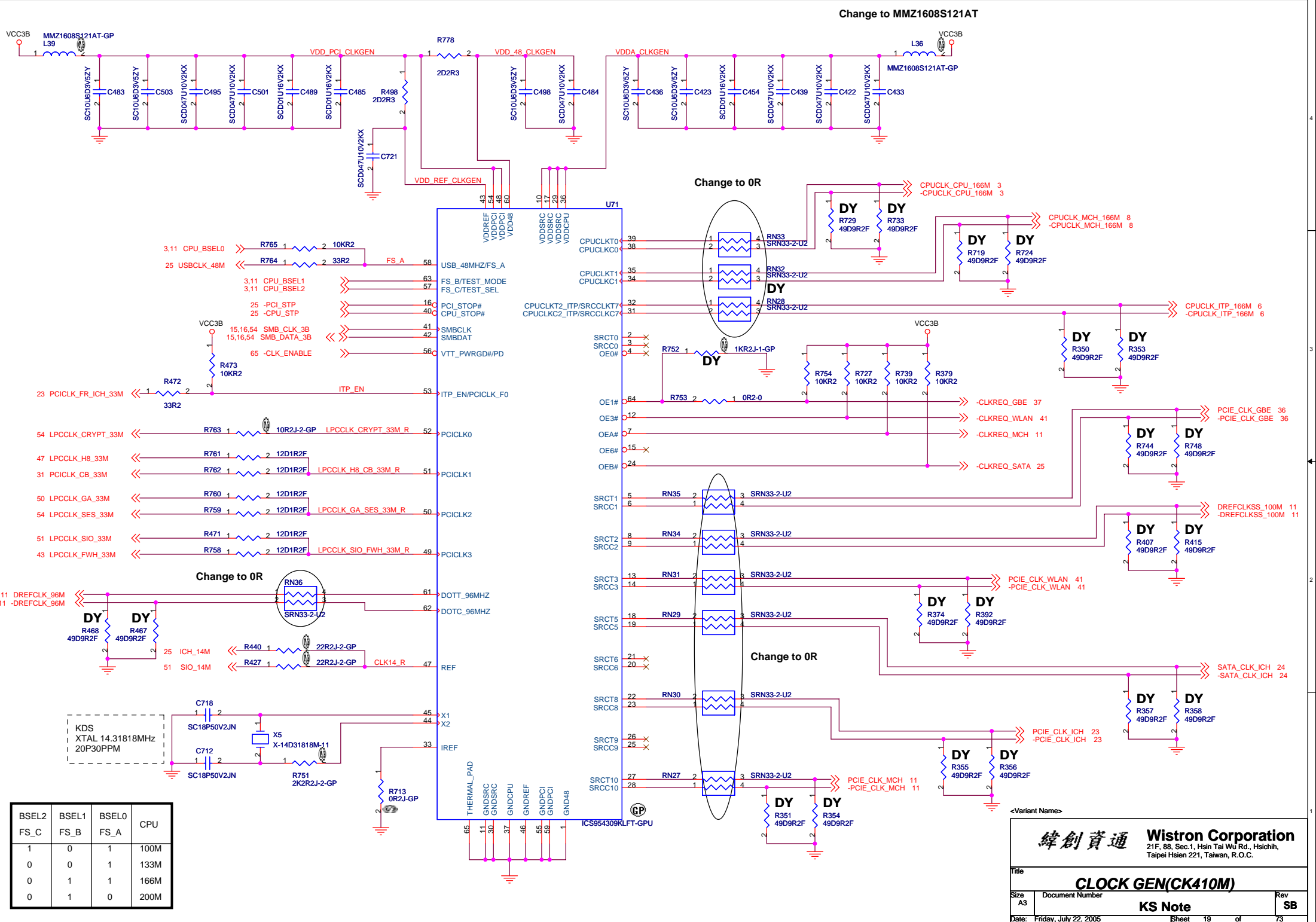
VCC0R9B

PLACE 1 CAP FOR EVERY 2 BITS TERMINATION TO VCC0R9B.



<Variant Name>

 Wistron Corporation 21F, 88, Sec.1, Hsin Tai Wu Rd., Hsichih, Taipei Hsien 221, Taiwan, R.O.C.	
DDR-2 DECOUPLING	
Title Size A4	Document Number KS Note
Date: Friday, July 22, 2005	Rev SB
Sheet 18 of 73	



BSEL2	BSEL1	BSEL0	CPU
FS_C	FS_B	FS_A	
1	0	1	100M
0	0	1	133M
0	1	1	166M
0	1	0	200M

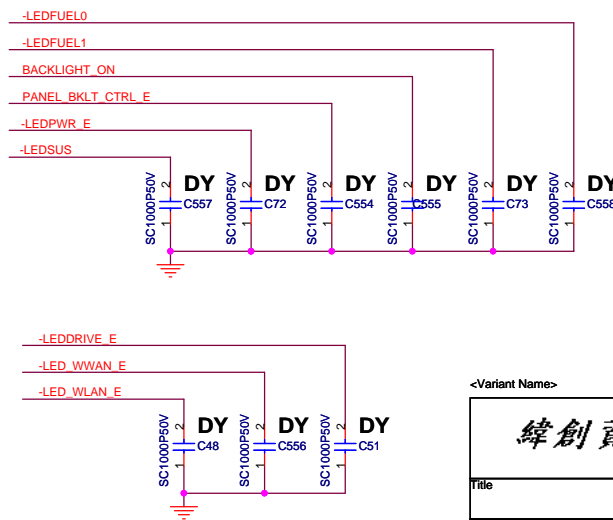
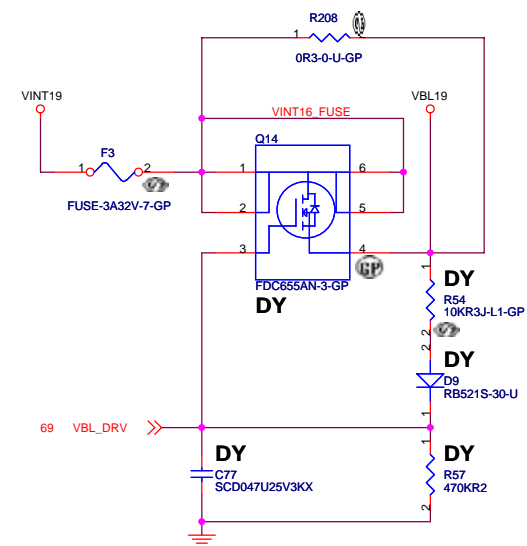
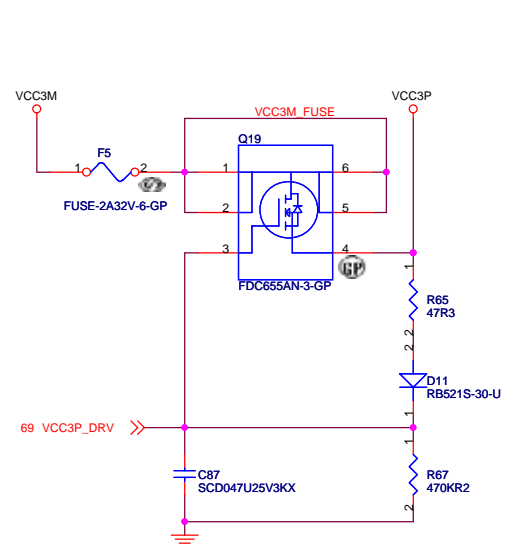
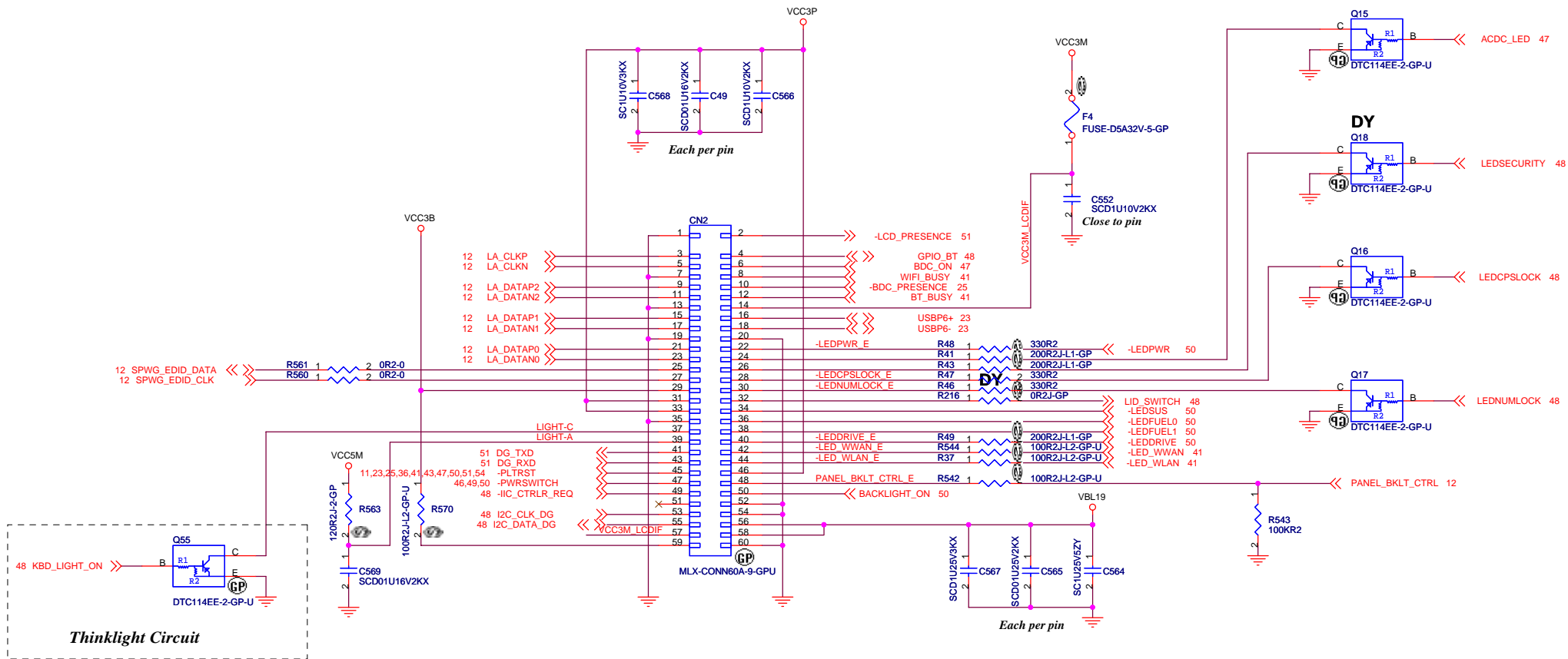
<-Variant Name->

緯創資通 Wistron Corporation
21F, 88, Sec. 1, Hsin Tai Wu Rd., Hsichih,
Taipei Hsien 221, Taiwan, R.O.C.

Title: **CLOCK GEN(CK410M)**

Size A3	Document Number	Rev SB
Date: Friday, July 22, 2005	Sheet 19 of 73	

LCD / Inverter Connector

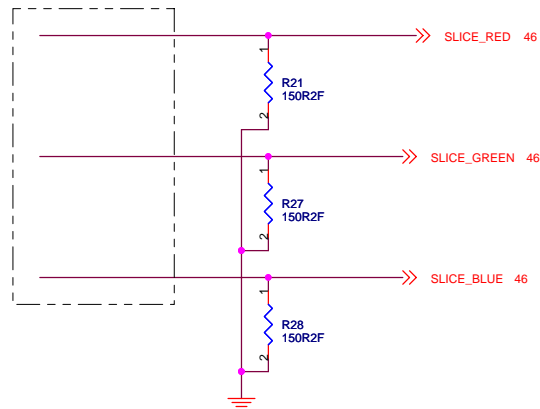
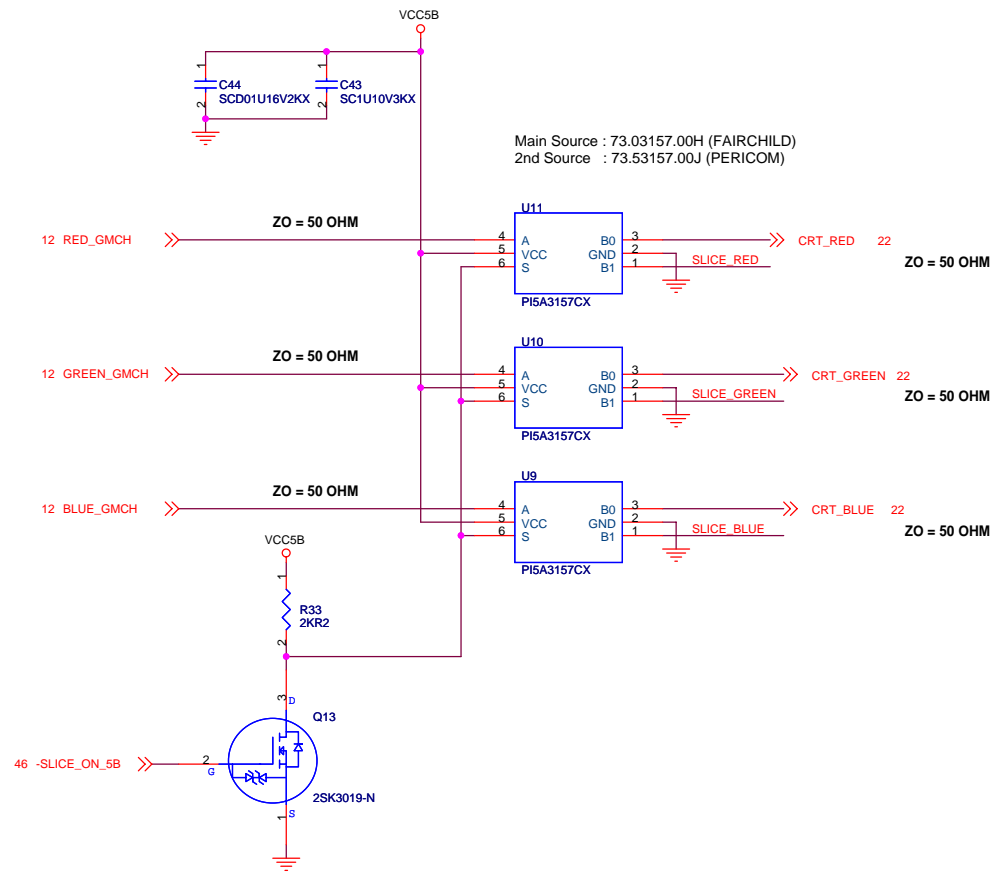


<Variant Name>

緯創資通 Wistron Corporation
21F, 88, Sec.1, Hsin Tai Wu Rd., Hsichih,
Taipei Hsien 221, Taiwan, R.O.C.

LCD CONNECTOR

File	Document Number	Rev
Size A3	KS Note	SB
Date: Friday, July 22, 2005	Sheet 20 of	73



ZQ=50.OHM

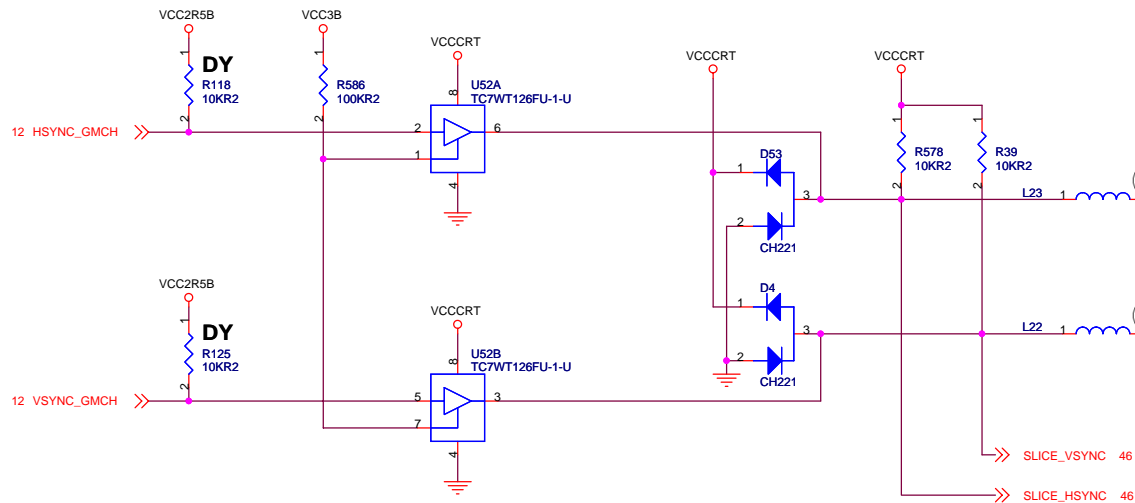
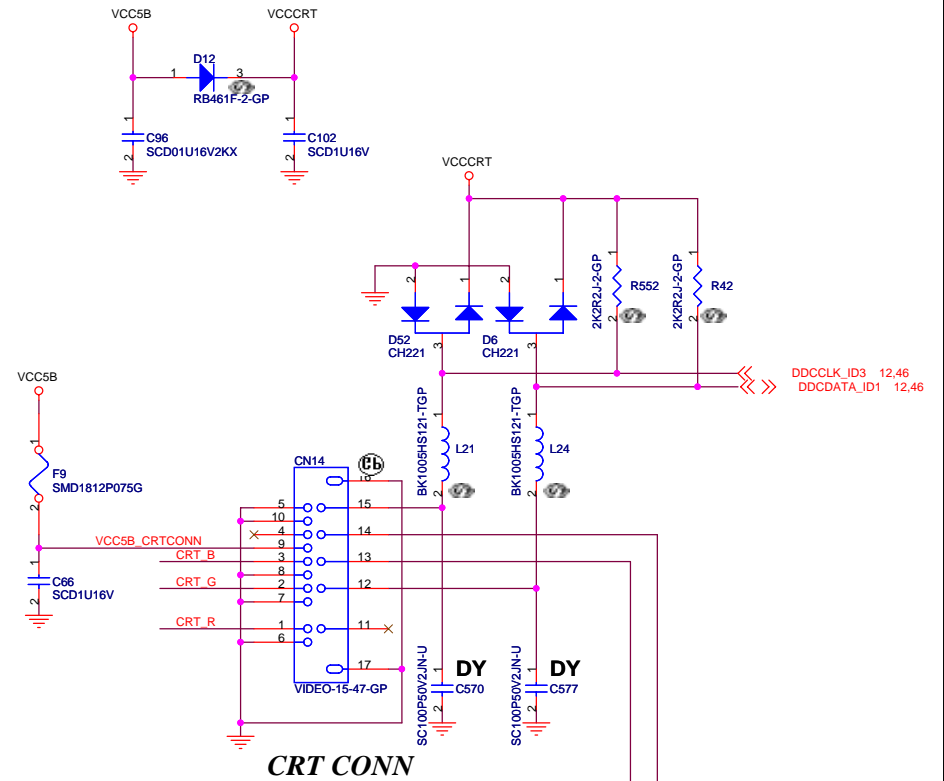
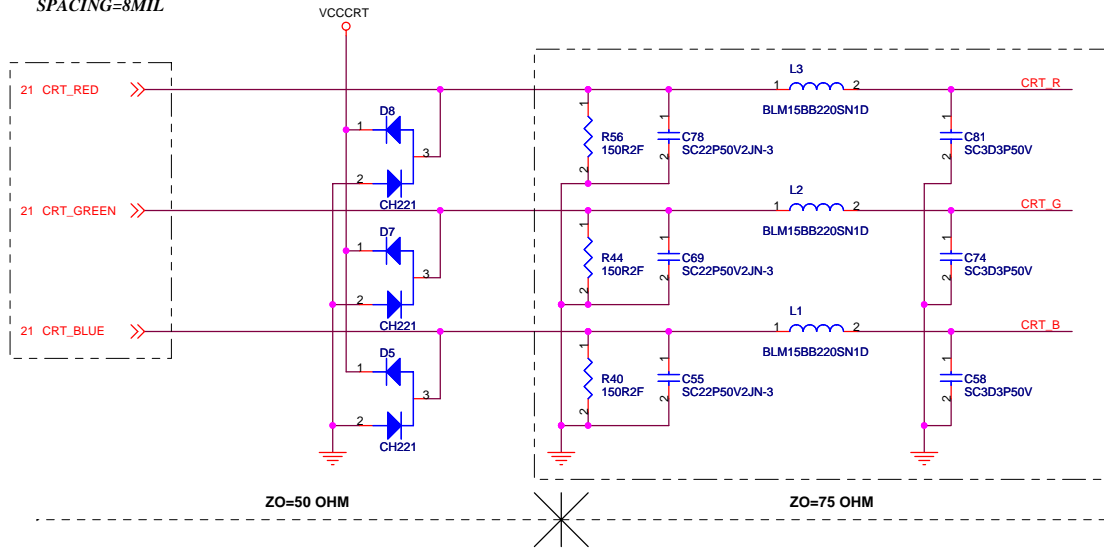
ZQ=75 OHM

<Variant Name>

緯創資通 **Wistron Corporation**
21F, 88, Sec.1, Hsin Tai Wu Rd., Hsichih,
Taipei Hsien 221, Taiwan, R.O.C.

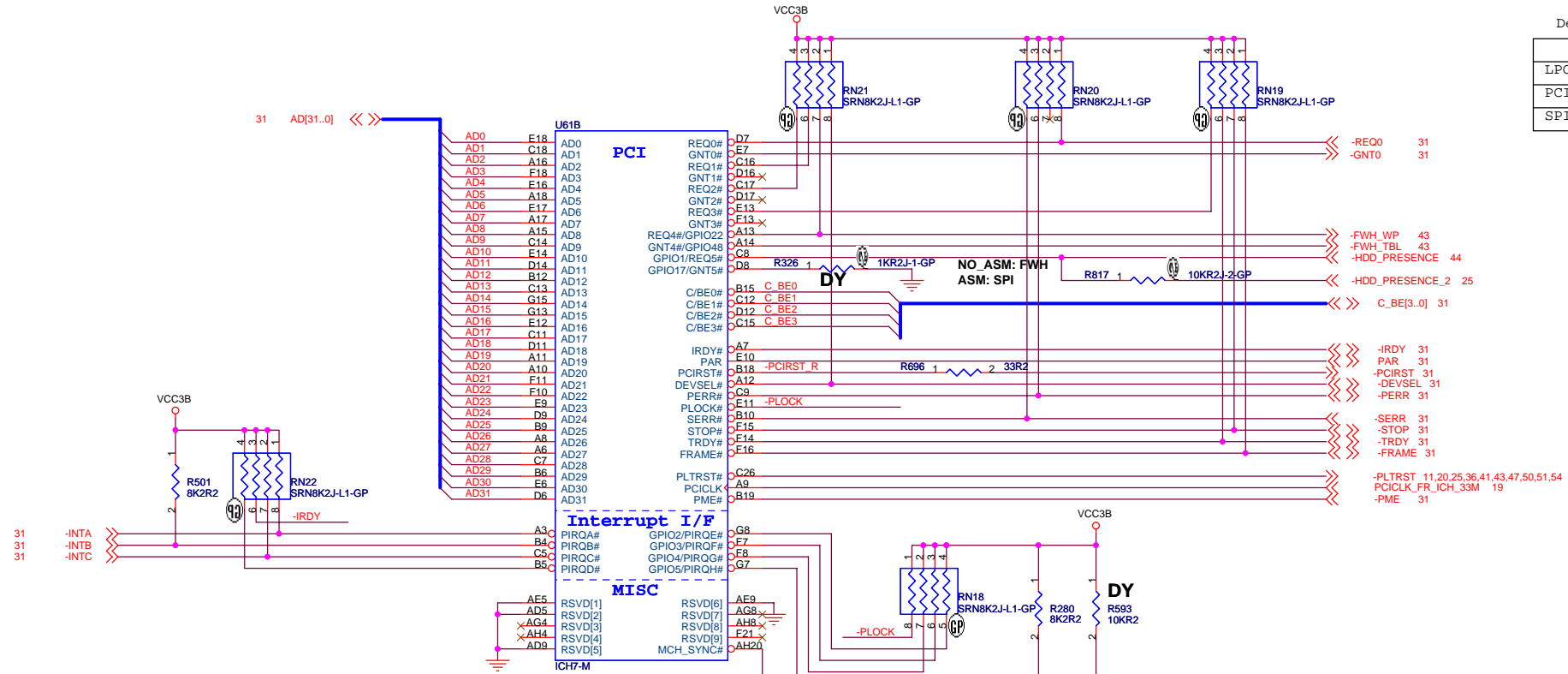
Title		
CRT SELECTOR		
Size A3	Document Number KS Note	Rev SB
Date: Friday, July 22, 2005	Sheet 21 of	73

GND GUARDING
 EACH SIGNAL WIDTH DEPENDS ON ZO(TRACE IMPEDANCE)
 SPACING=8MIL

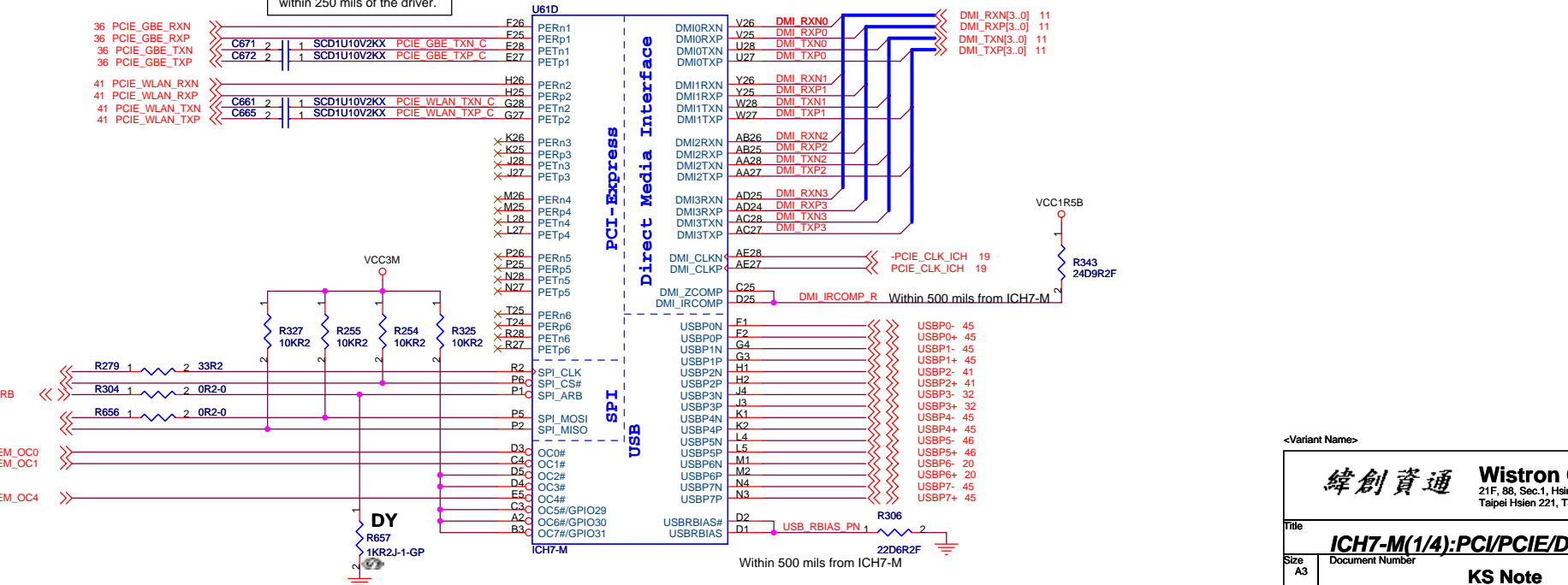


Default: H

	GNT5#	GNT4#
LPC	H	H
PCI	H	L
SPI	L	H



AC coupling caps need to be within 250 mils of the driver.



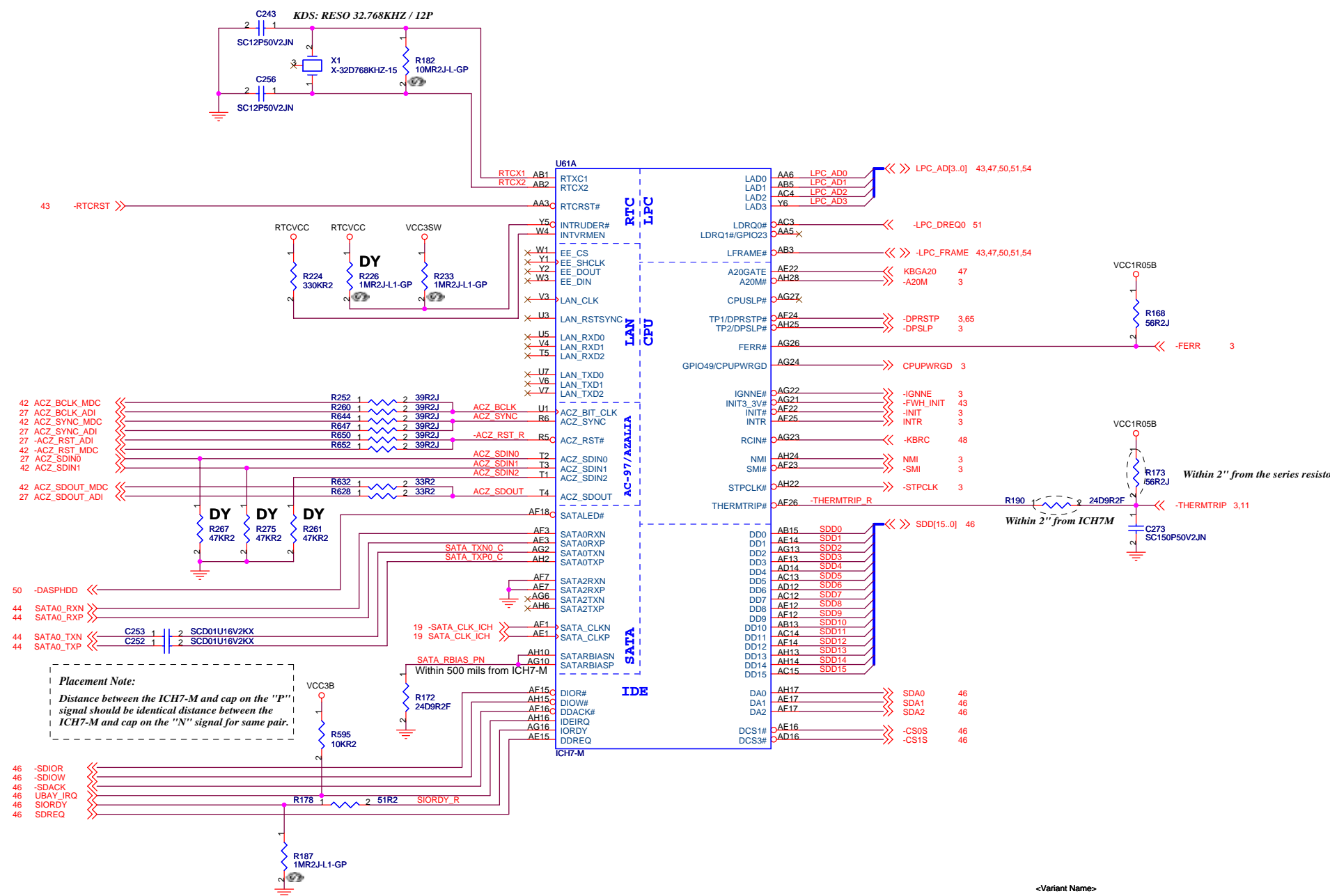
<Variant Name>

緯創資通 Wistron Corporation
21F, 88, Sec.1, Hsin Tai Wu Rd., Hsichih, Taipei Hsien 221, Taiwan, R.O.C.

Title: **ICH7-M(1/4):PCI/PCIE/DMI/USB/SPI**

Size A3 Document Number **KS Note** Rev **SB**

Date: Friday, July 22, 2005 Sheet 23 of 73



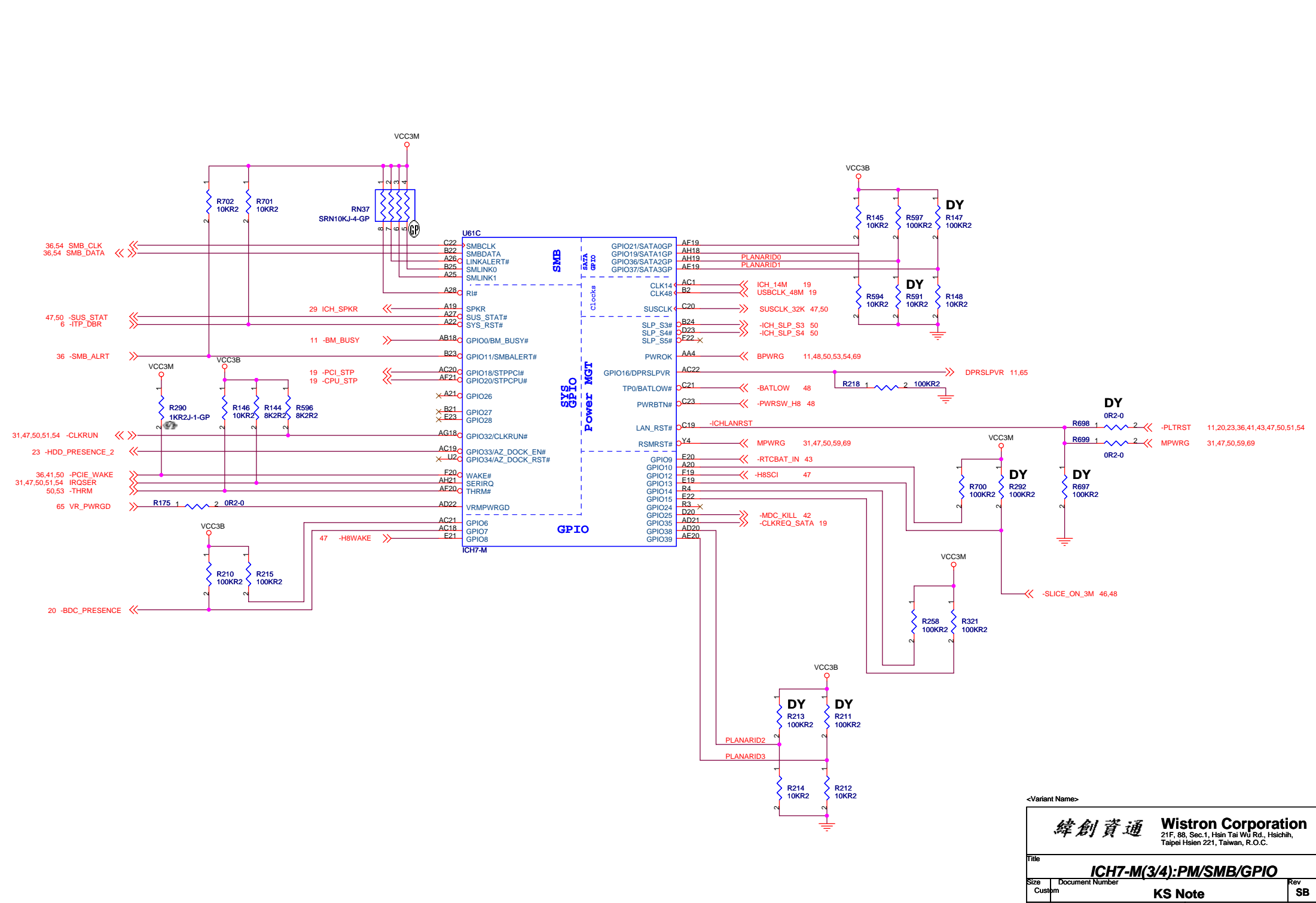
Placement Note:
 Distance between the ICH7-M and cap on the "P" signal should be identical distance between the ICH7-M and cap on the "N" signal for same pair.

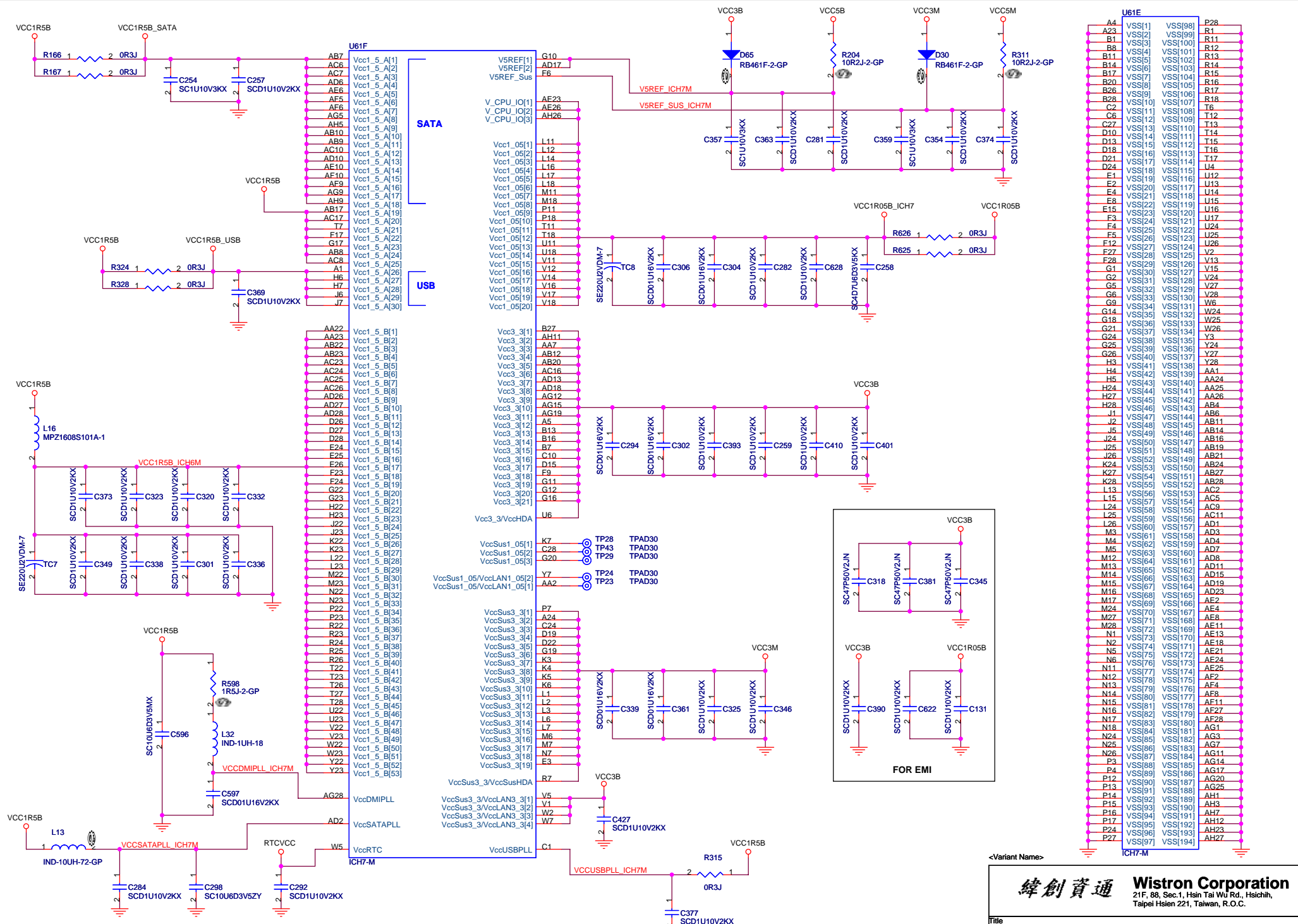
<Variant Name>

緯創資通 Wistron Corporation
 21F, 88, Sec.1, Hsin Tai Wu Rd., Hsichih, Taipei Hsien 221, Taiwan, R.O.C.

Title: **ICH7-M(2/4):ATA/AC97/LPC**

Size A3	Document Number	Rev SB
Date: Friday, July 22, 2005	KS Note	Sheet 24 of 73





U61E		
A4	VSS[1]	P28
A23	VSS[2]	R1
B1	VSS[3]	R11
B8	VSS[4]	R12
B11	VSS[5]	R13
B14	VSS[6]	R14
B17	VSS[7]	R15
B20	VSS[8]	R17
B28	VSS[9]	R18
C2	VSS[10]	T6
C6	VSS[12]	T12
C27	VSS[13]	T13
D10	VSS[14]	T14
D18	VSS[15]	T16
D21	VSS[16]	T17
D24	VSS[18]	U4
E1	VSS[19]	U12
E2	VSS[20]	U13
E4	VSS[21]	U14
E8	VSS[22]	U15
E15	VSS[23]	U16
F3	VSS[24]	U17
F4	VSS[25]	U24
F5	VSS[26]	U25
F12	VSS[27]	U26
F28	VSS[28]	U27
F28	VSS[29]	U28
G1	VSS[30]	U29
G2	VSS[31]	U30
G5	VSS[32]	U31
G6	VSS[33]	U32
G9	VSS[34]	U33
G14	VSS[35]	U34
G18	VSS[36]	U35
G21	VSS[37]	U36
G24	VSS[38]	Y3
G25	VSS[39]	Y24
G26	VSS[40]	Y28
H3	VSS[41]	AA1
H4	VSS[42]	AA2
H5	VSS[43]	AA25
H24	VSS[44]	AA26
H27	VSS[45]	AA4
H28	VSS[46]	AA6
J1	VSS[47]	AB6
J2	VSS[48]	AB11
J5	VSS[49]	AB14
J24	VSS[50]	AB16
J25	VSS[51]	AB19
J26	VSS[52]	AB21
K24	VSS[53]	AB24
K27	VSS[54]	AB28
K28	VSS[55]	AC2
L13	VSS[56]	AC5
L15	VSS[57]	AC9
L24	VSS[58]	AC11
L25	VSS[59]	AD3
L26	VSS[60]	AD4
M3	VSS[61]	AD7
M4	VSS[62]	AD8
M5	VSS[63]	AD11
M13	VSS[64]	AD15
M14	VSS[65]	AE4
M15	VSS[66]	AE8
M16	VSS[67]	AE11
M17	VSS[68]	AE13
M24	VSS[69]	AE18
M27	VSS[70]	AE21
N1	VSS[71]	AE24
N2	VSS[72]	AE25
N5	VSS[73]	AE28
N6	VSS[74]	AF4
N11	VSS[75]	AF7
N13	VSS[76]	AF28
N14	VSS[77]	AG1
N15	VSS[78]	AG3
N16	VSS[79]	AG7
N17	VSS[80]	AG11
N18	VSS[81]	AG14
N24	VSS[82]	AG17
N25	VSS[83]	AG20
N26	VSS[84]	AG25
P3	VSS[85]	AH1
P4	VSS[86]	AH3
P12	VSS[87]	AH7
P13	VSS[88]	AH12
P14	VSS[89]	AH23
P15	VSS[90]	AH27
P16	VSS[91]	
P17	VSS[92]	
P24	VSS[93]	
P27	VSS[94]	

<Variant Name>

緯創資通 **Wistron Corporation**
21F, 88, Sec. 1, Hsin Tai Wu Rd., Hsichih, Taipei Hsien 221, Taiwan, R.O.C.

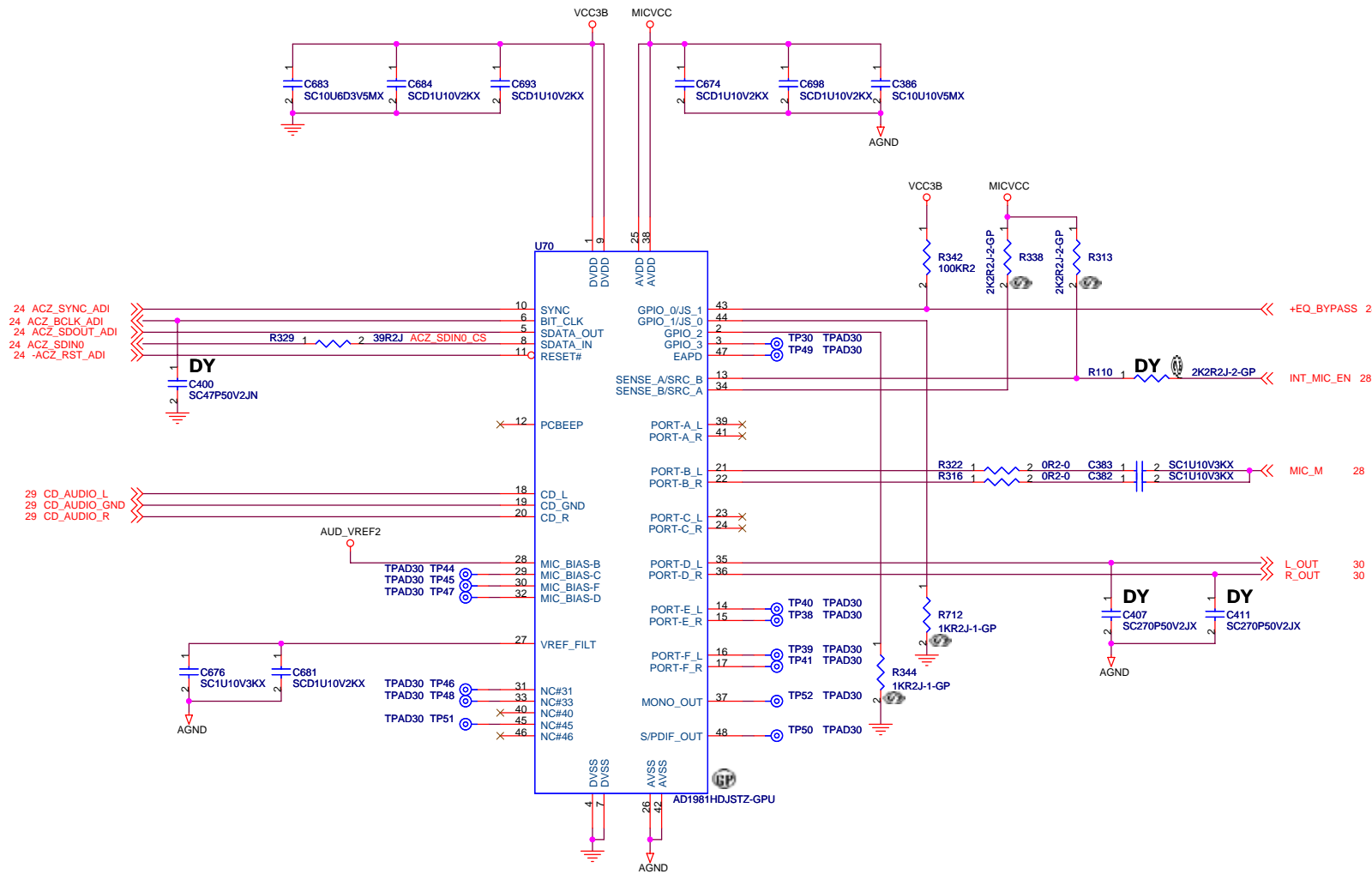
Title: **ICH7-M(4/4):VCC/GND**

Size A3	Document Number	Rev SB
Date: Friday, July 22, 2005	Sheet 26	of 73

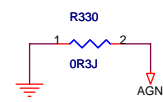
EACH NC PIN MUST HAVE TEST POINT PAD.

NC PIN LIST: PIN 3, 14, 15, 29, 31, 32, 33, 35,
PIN 36, 37, 43, 45, 47, 48

PIN 35 AND 36 ARE NOT NC PIN



PLACE UNDER AD1981HD

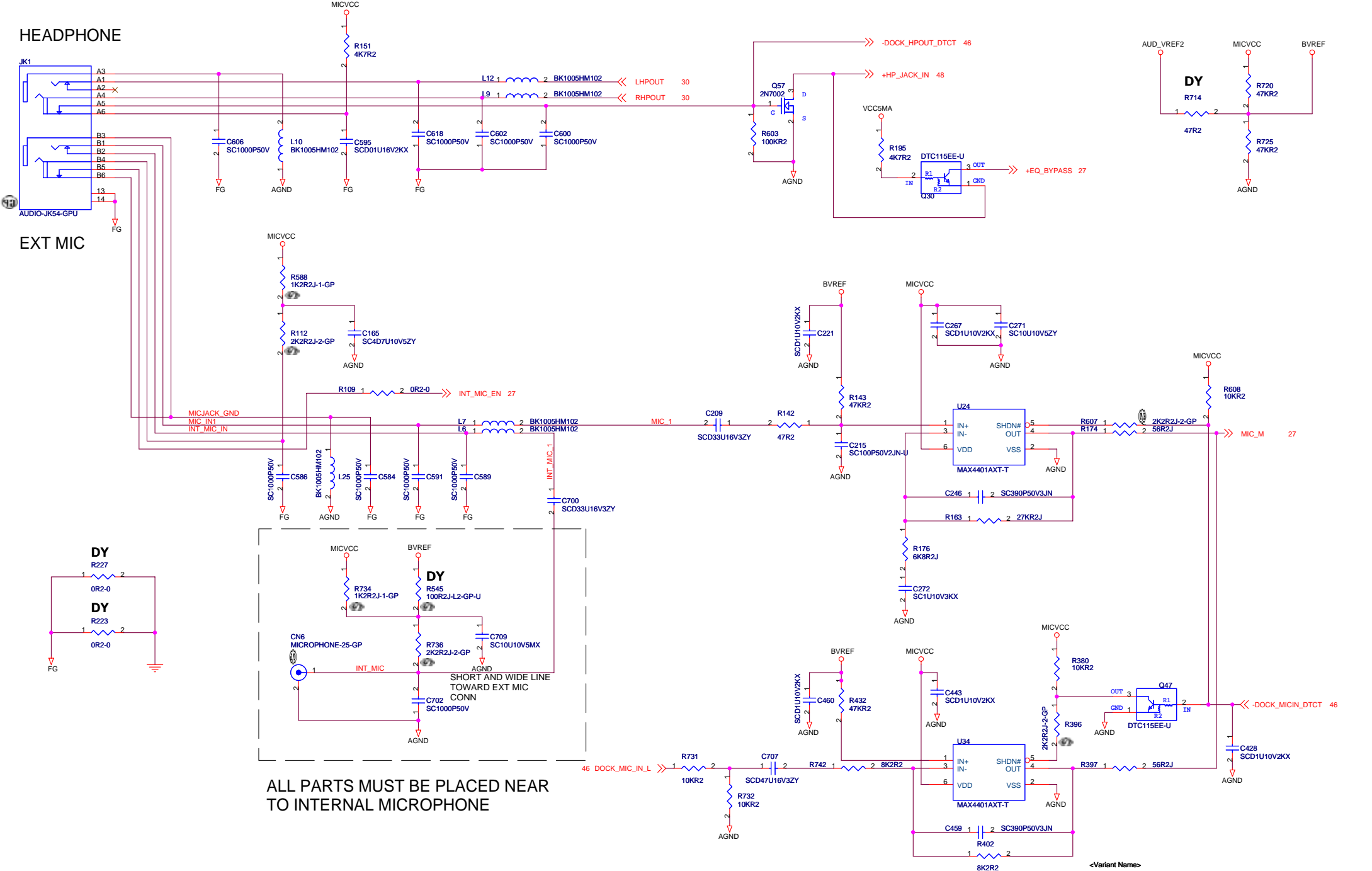


<Variant Name>

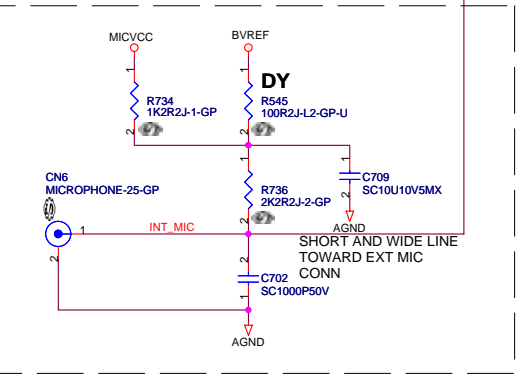
 Wistron Corporation 21F, 88, Sec. 1, Hsin Tai Wu Rd., Hsichih, Taipei Hsien 221, Taiwan, R.O.C.	
AUDIO AD1981HDJSTZ	
Title Size A3 Date: Friday, July 22, 2005	Document Number KS Note Sheet 27 of 73
Rev SB	

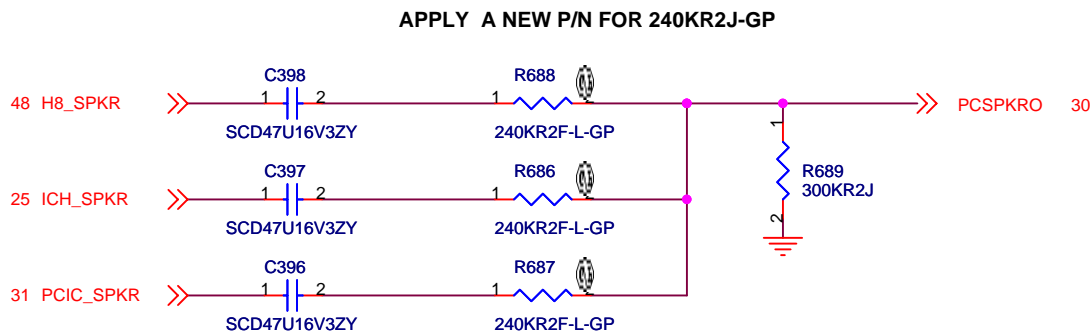
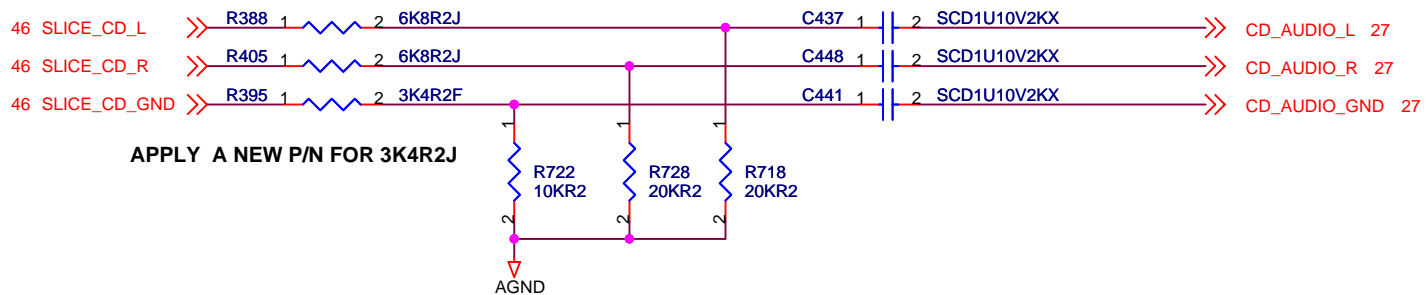
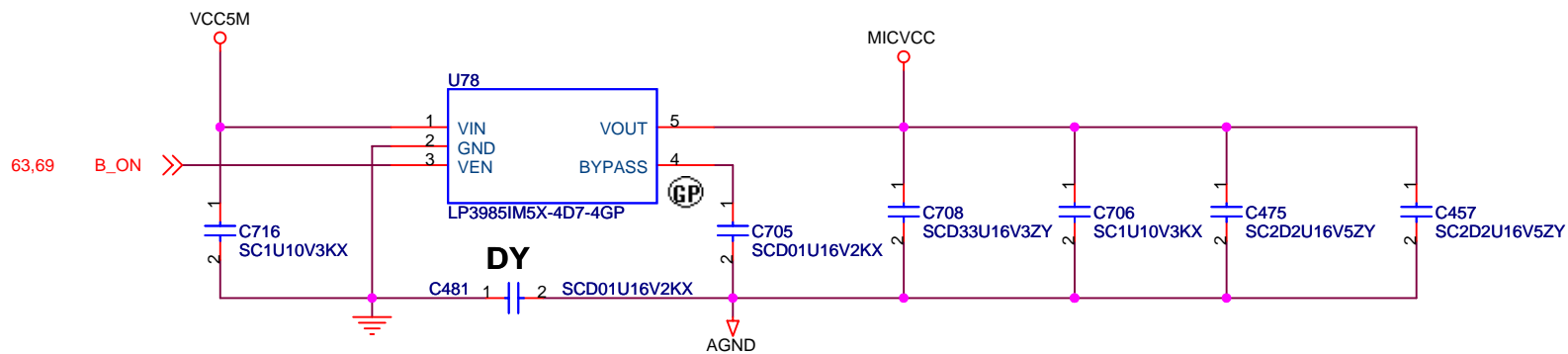
HEADPHONE

EXT MIC



ALL PARTS MUST BE PLACED NEAR TO INTERNAL MICROPHONE





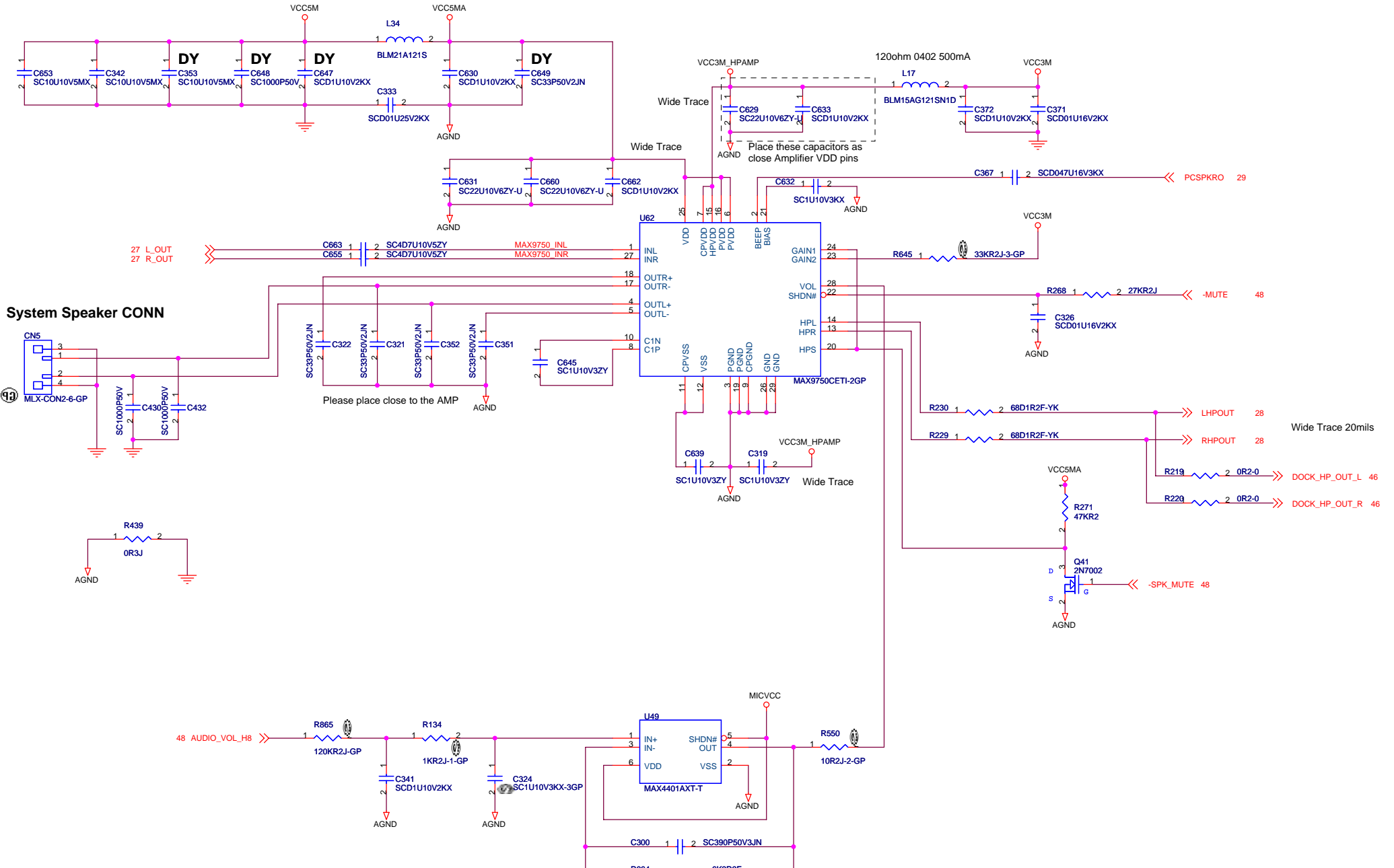
<Variant Name>

緯創資通 **Wistron Corporation**
 21F, 88, Sec.1, Hsin Tai Wu Rd., Hsichih,
 Taipei Hsien 221, Taiwan, R.O.C.

Title
AUDIO MISC

Size A4	Document Number KS Note	Rev SB
------------	-----------------------------------	------------------

Date: Friday, July 22, 2005 Sheet 29 of 73



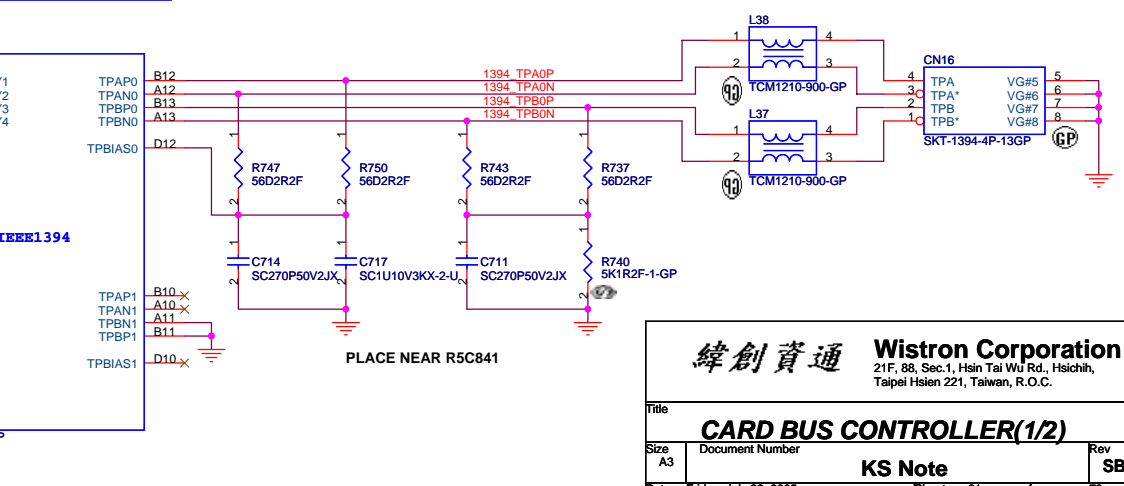
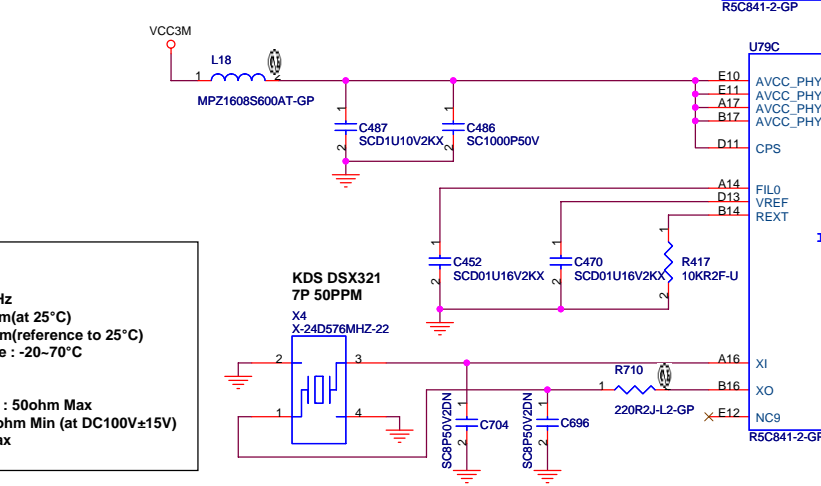
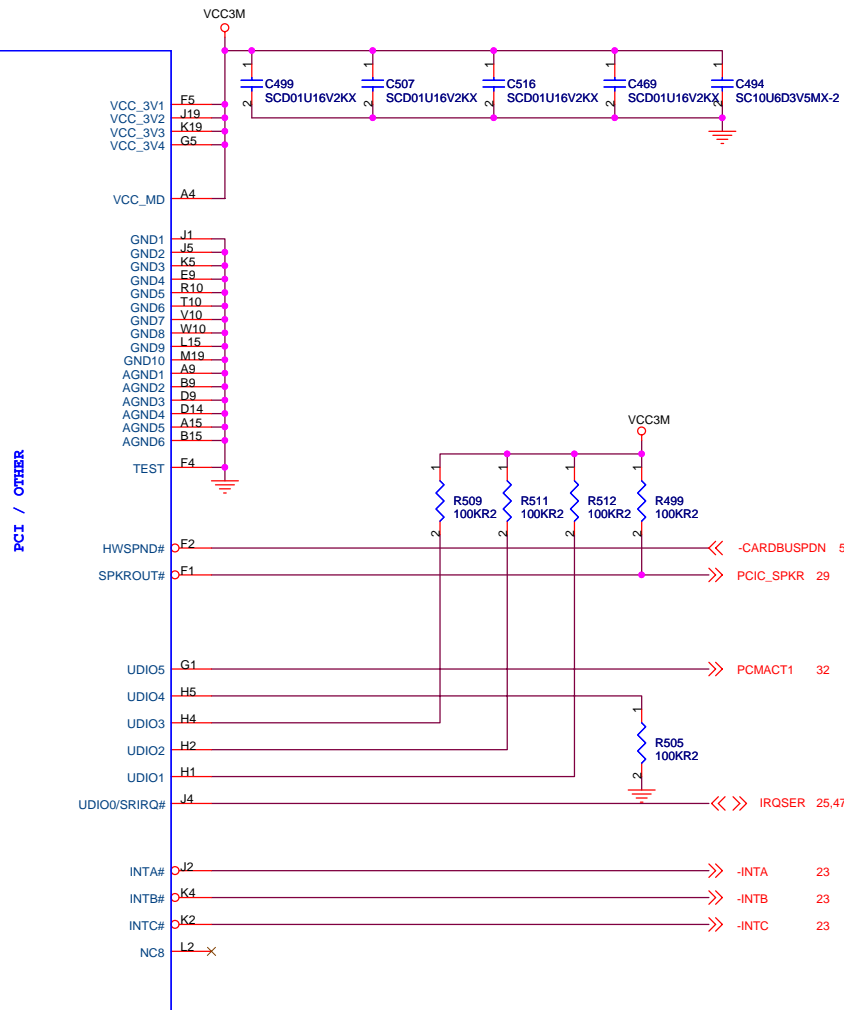

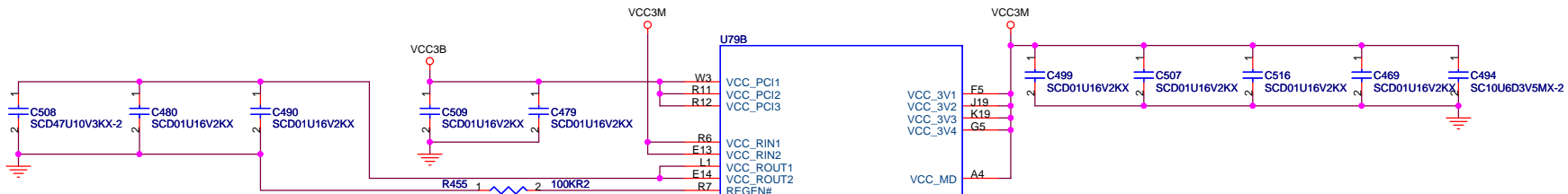
System Speaker CONN

<Variant Name>

緯創資通 Wistron Corporation
 21F, 88, Sec.1, Hsin Tai Wu Rd., Hsichih, Taipei Hsien 221, Taiwan, R.O.C.

Title: **AUDIO AMP MAX9750**

Size A3	Document Number	Rev SB
KS Note		
Date: Friday, July 22, 2005	Sheet 30 of 73	



Recommended Conditions
 Crystal Oscillator
 Normal Frequency : 24.576MHz
 Frequency Tolerance : ±50ppm(at 25°C)
 Temperature stability : ±50ppm(reference to 25°C)
 Operating Temperature Range : -20~70°C
 Load Capacitance : 10pF
 Driver Level : 0.1mW
 Equivalent Series Resistance : 50ohm Max
 Insulation resistance : 500M ohm Min (at DC100V±15V)
 Shunt Capacitance : 7.0pF Max

緯創資通 Wistron Corporation
 21F, 88, Sec.1, Hsin Tai Wu Rd., Hsichih, Taipei Hsien 221, Taiwan, R.O.C.

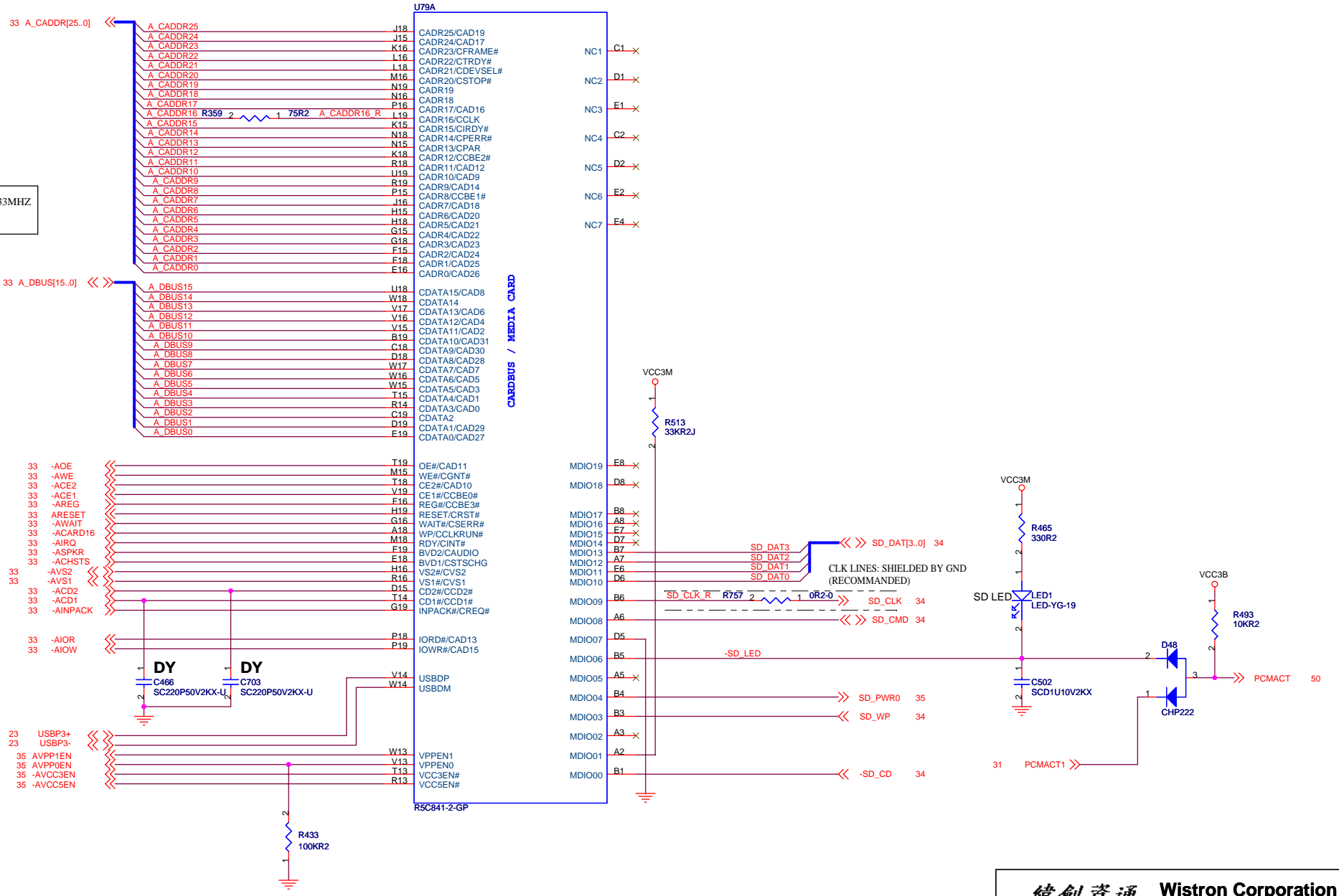
CARD BUS CONTROLLER(1/2)

KS Note

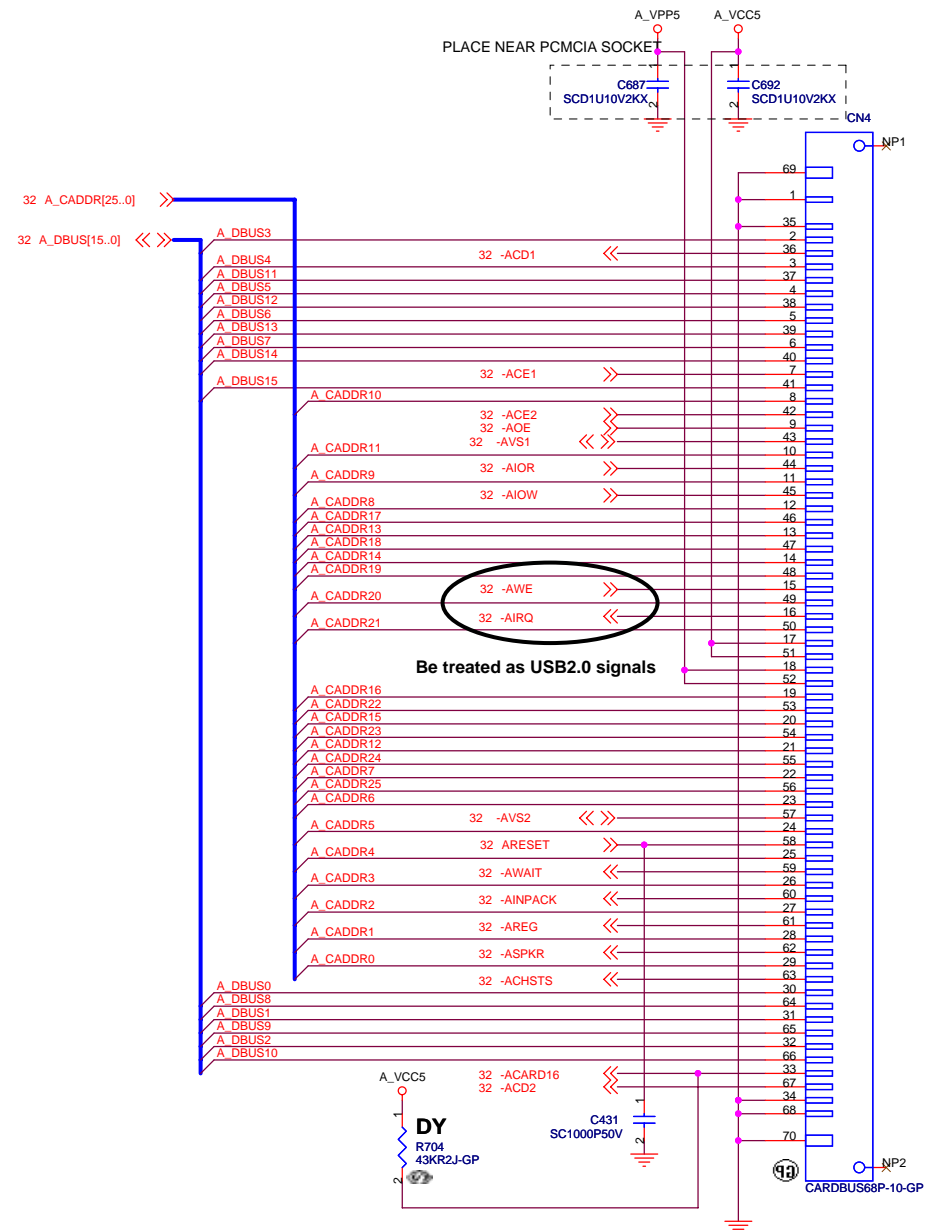
Rev SB

Date: Friday, July 22, 2005 Sheet 31 of 73

A_CADDR16: CARDBUS CLK 33MHZ
-AIOR, -AIOW: USB2.0



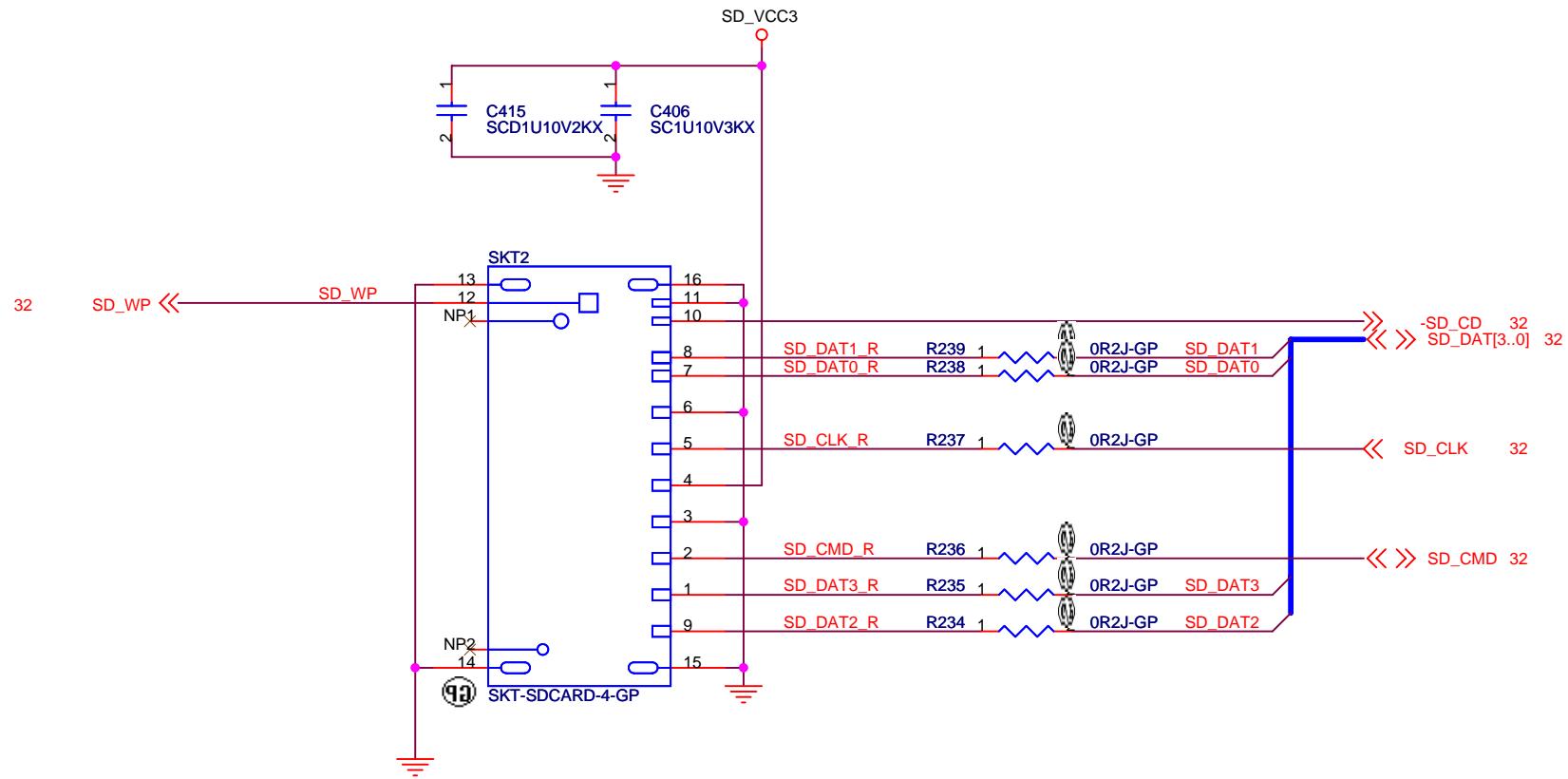
緯創資通		Wistron Corporation	
21F, 88, Sec.1, Hsin Tai Wu Rd., Hsichih, Taipei Hsien 221, Taiwan, R.O.C.		21F, 88, Sec.1, Hsin Tai Wu Rd., Hsichih, Taipei Hsien 221, Taiwan, R.O.C.	
CARD BUS CONTROLLER(2/2)			
Title	Document Number	KS Note	Rev
Size	Document Number	KS Note	SB
A3			
Date: Friday, July 22, 2005	Sheet 32 of 73		



緯創資通 Wistron Corporation
 21F, 88, Sec.1, Hsin Tai Wu Rd., Hsichih,
 Taipei Hsien 221, Taiwan, R.O.C.

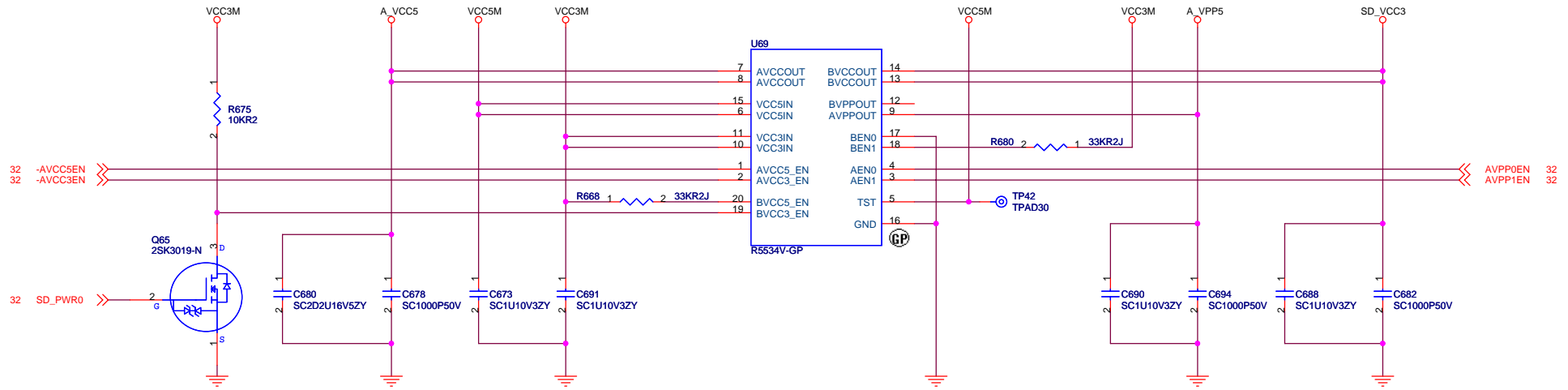
Title		
CARD BUS SLOT		
Size	Document Number	Rev
A3		SB
Date:	Friday, July 22, 2005	Sheet 33 of 73
KS Note		

SD Slot



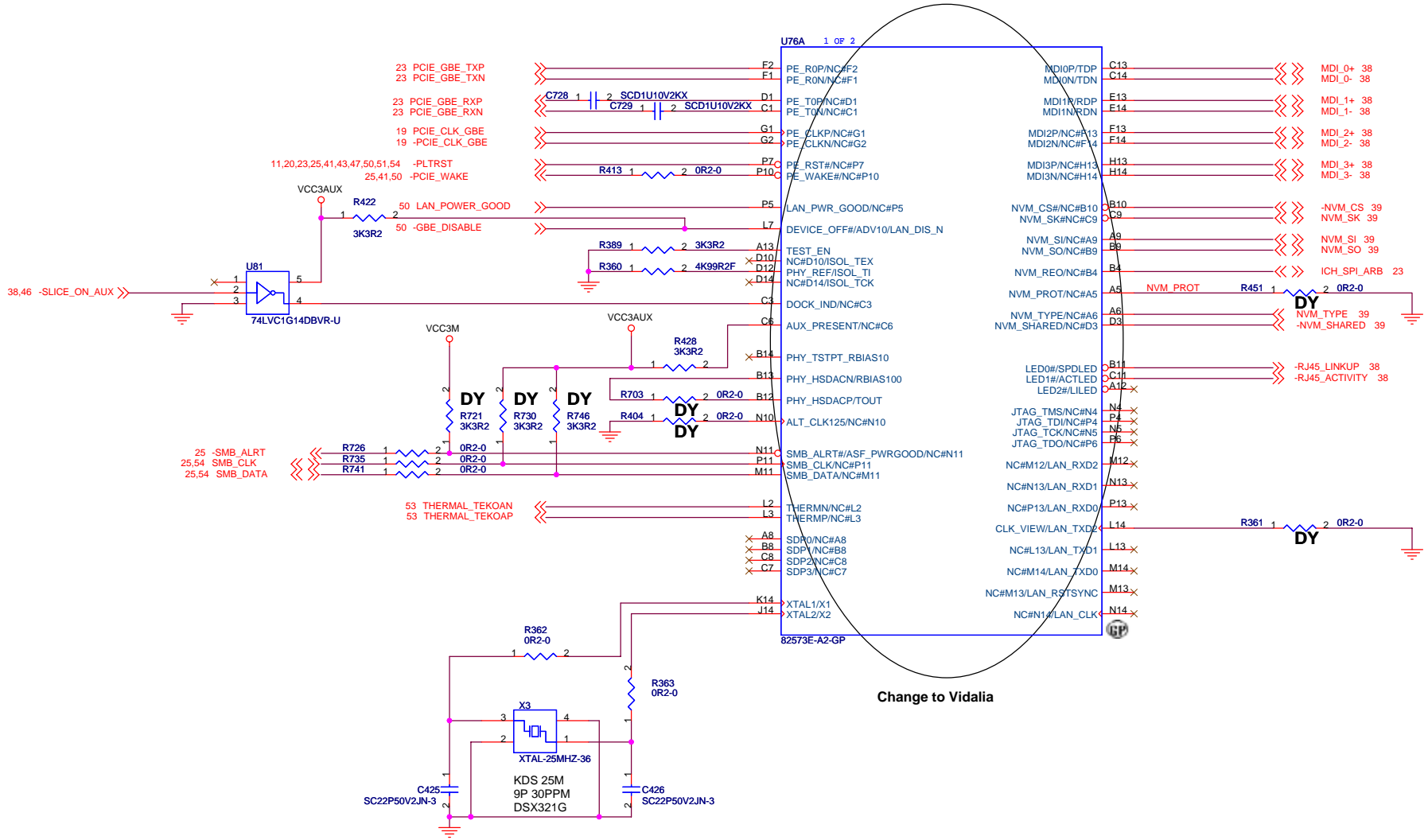
緯創資通 **Wistron Corporation**
 21F, 88, Sec.1, Hsin Tai Wu Rd., Hsichih,
 Taipei Hsien 221, Taiwan, R.O.C.

Title		
SD SLOT		
Size	Document Number	Rev
A4		SB
Date: Friday, July 22, 2005		Sheet 34 of 73
		KS Note



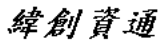
緯創資通 Wistron Corporation
 21F, 88, Sec.1, Hsin Tai Wu Rd., Hsichih,
 Taipei Hsien 221, Taiwan, R.O.C.

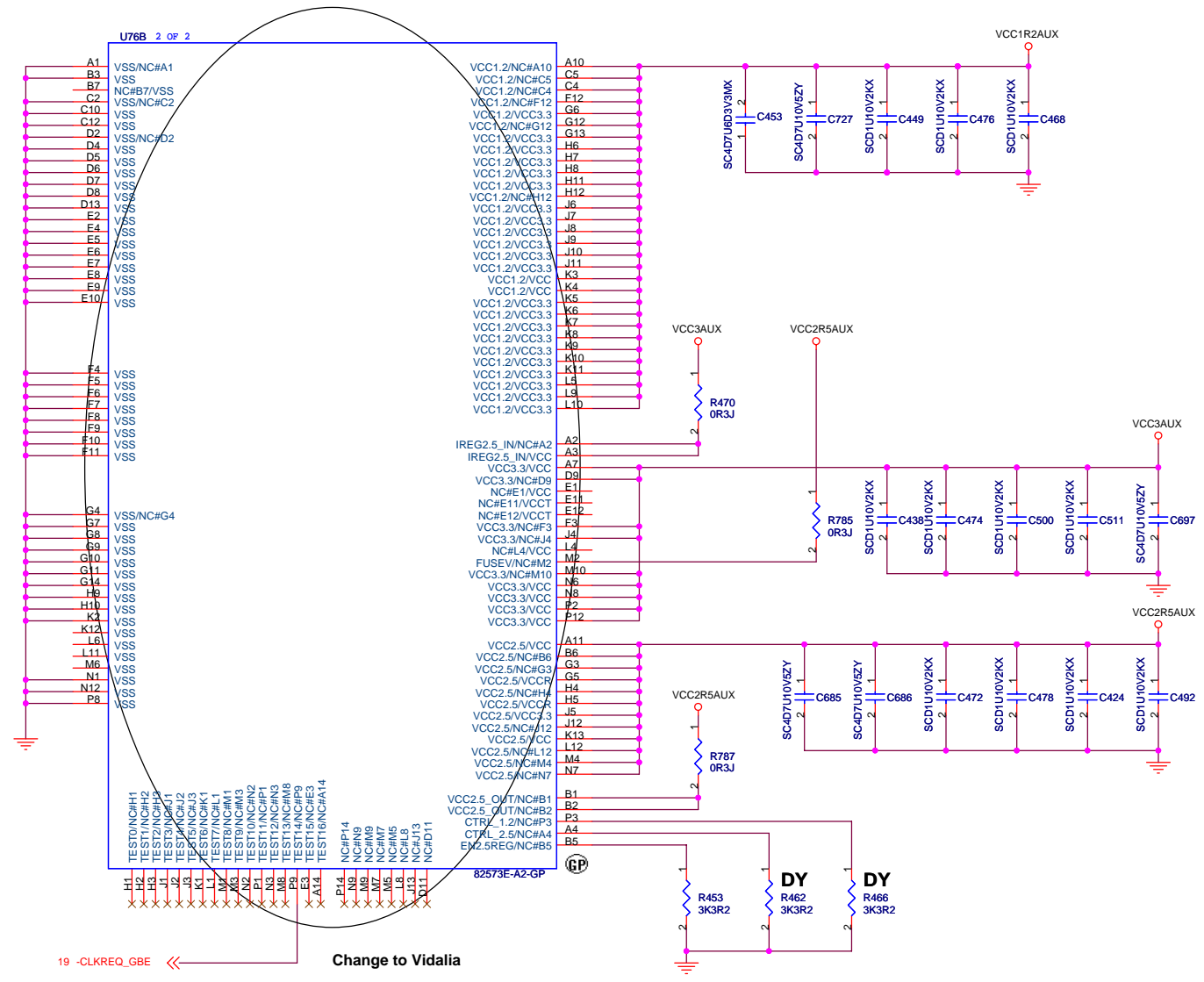
Title			CARD BUS POWER CONTROL		
Size	Document Number	Rev		SB	
A3	KS Note				
Date:	Friday, July 22, 2005	Sheet	35	of	73

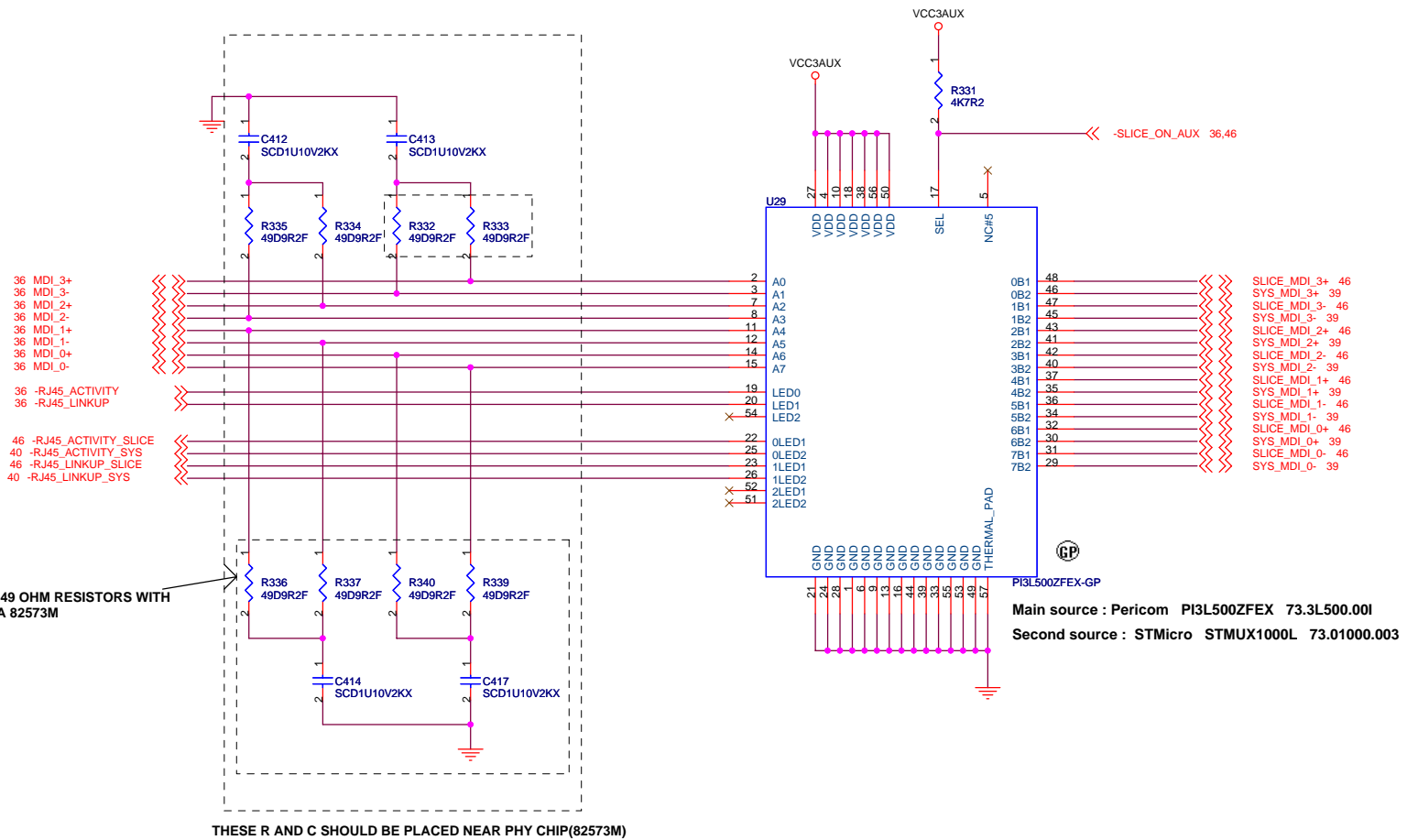


Change to Vidalia

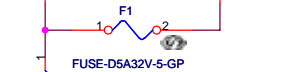
<Variant Name>

 Wistron Corporation 21F, 88, Sec. 1, Hsin Tai Wu Rd., Hsichih, Taipei Hsien 221, Taiwan, R.O.C.		
GBE VIDALIA (1/2)		
Title		
Size A3	Document Number	Rev SB
Date: Friday, July 22, 2005		Sheet 36 of 73

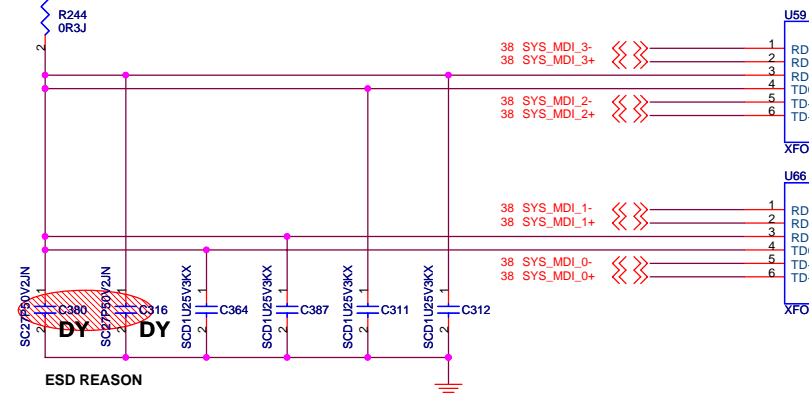




VCC2R5AUX VCCREF_SLICE_CT

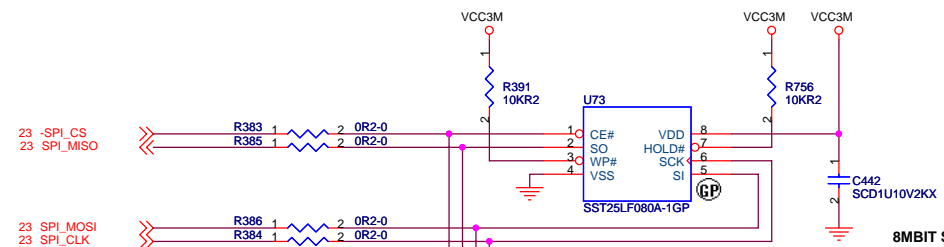
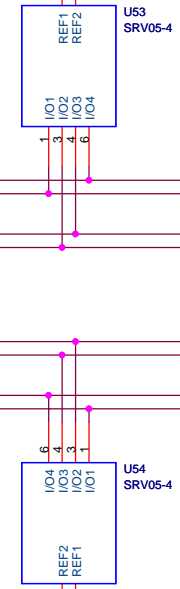


PULSE H0068ANL : 77P3519BA
MIDCOM 000-7219-35R: 77P3519AA



ESD REASON
APPLY PART NUMBER FOR EZJ1270GA.

HIGH VOLTAGE
1500PF CAP IS
OPTIONAL

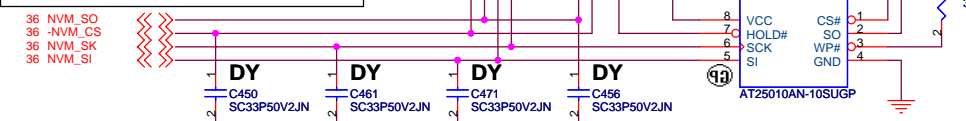


8MBIT SPI FLASH : ATMEL 26DF081
SST 25LF080A
STMicro M25PE80
16MBIT SPI FLASH : ATMEL 26DF161
SST 25VF016B

PLACE LESS THAN 2 INCH FROM THE ICH IF USING SHARED ARCHITECTURE.

INSTALL ONLY WHEN SHARING FLASH WITH THE ICH. PLACE LESS THAN 0.5 INCH FROM THE ICH/SHARED FLASH.

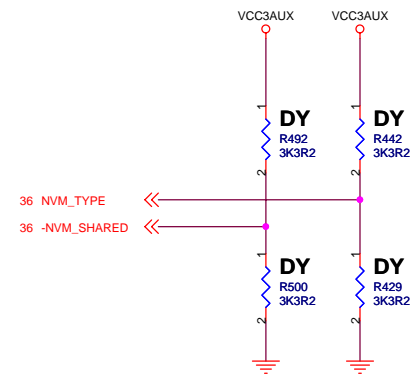
INSTALL ONLY WHEN SHARING FLASH WITH THE ICH. PLACE TO MINIMIZE THE STUB SEEN ON THE DEDICATED LAN CONTROLLER NVM LINES WHEN REMOVED.



INSTALL ONLY WHEN SHARING FLASH WITH THE ICH. PLACE LESS THAN 0.5 INCH FROM THE LAN CONTROLLER.
SPI EEPROM: ATMEL AT25010AN FOR 1KBIT
SPI FLASH: ST M25P40 FOR 4MBIT

DEDICATED LAN MEMORY POPULATION OPTIONS:
DEDICATED MEMORY ARCHITECTURE - EEPROM OR FLASH ACCEPTABLE.
WHEN USING SHARED FLASH ARCHITECTURE - DO NOT INSTALL.
USE THE FLASH LOCATED NEAR THE ICH.

AT26DF041-SU OR AT26F004-SU FOR 4MBIT
NO SUCH KIND OF DEVICE.

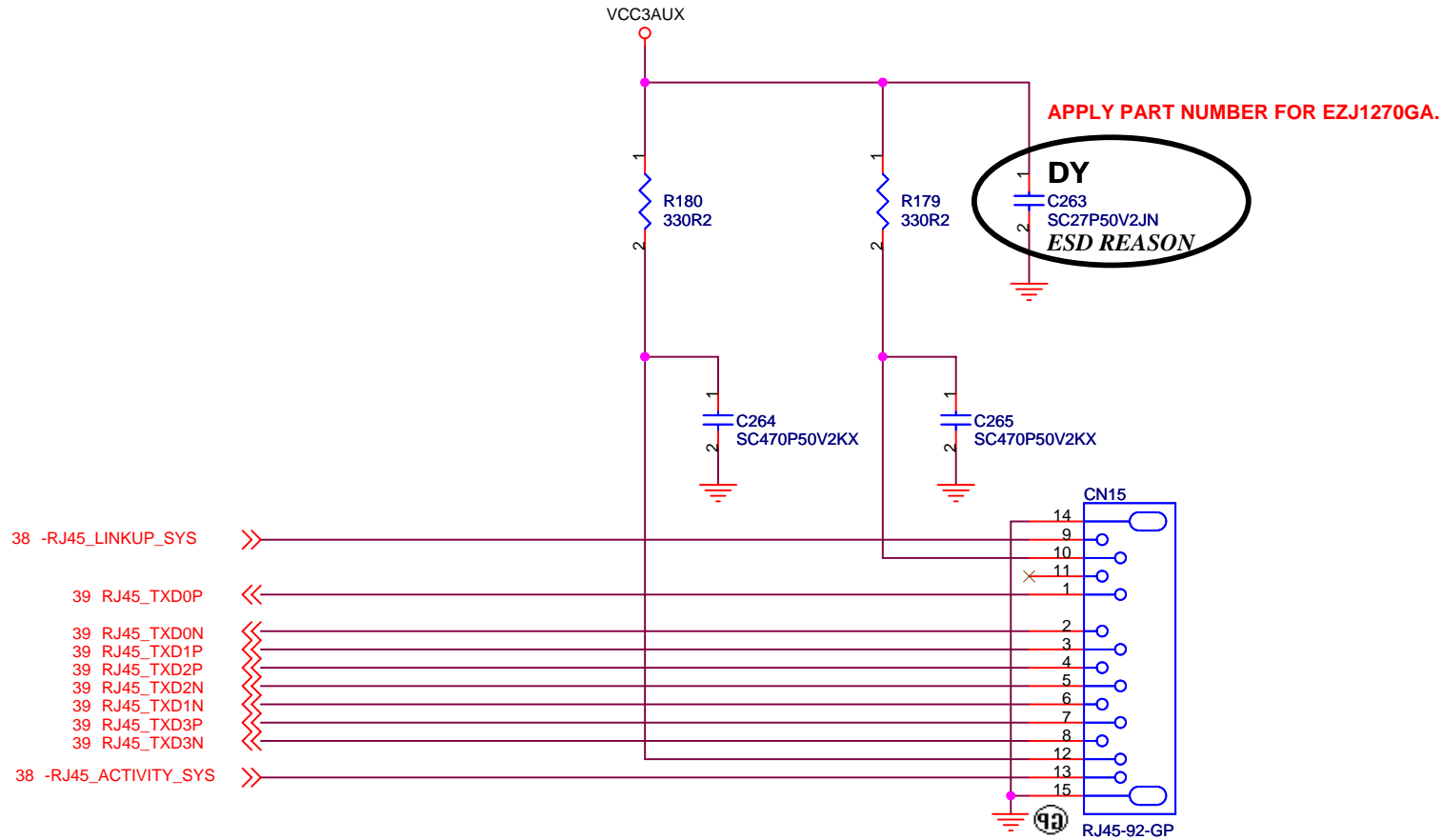


	R500	R429	R442	R492	REMARKS
SHARED FLASH CASE	ASM	ASM	NO_ASM	NO_ASM	
DEDICATED TEKOA (SPI FLASH)	NO_ASM	ASM	NO_ASM	ASM	
DEDICATED TEKOA (SPI EEPROM)	NO_ASM	NO_ASM	ASM*1	ASM*1	*1 TEKOA HAS ON-DIE PULL UPS
DEDICATED ICH	NO_ASM	*2 ASM: EEPROM NO_ASM: FALSH	*2 ASM: EEPROM NO_ASM: FALSH	ASM	*2 DEPENDS ON TEKOA'S NVM TYPE : PULL-UP = EEPROM PULL-DOWN = FLASH

<Variant Name>

緯創資通 Wistron Corporation
21F, 88, Sec.1, Hsin Tai Wu Rd., Hsichih,
Taipei Hsien 221, Taiwan, R.O.C.

Title		GBE MAGNETICS	
Size	Document Number	Rev	
A3		SB	
Date:	Friday, July 22, 2005	Sheet	39 of 73



<Variant Name>

緯創資通

Wistron Corporation
21F, 88, Sec.1, Hsin Tai Wu Rd., Hsichih,
Taipei Hsien 221, Taiwan, R.O.C.

Title

RJ11/RJ45 CONN

Size
A4

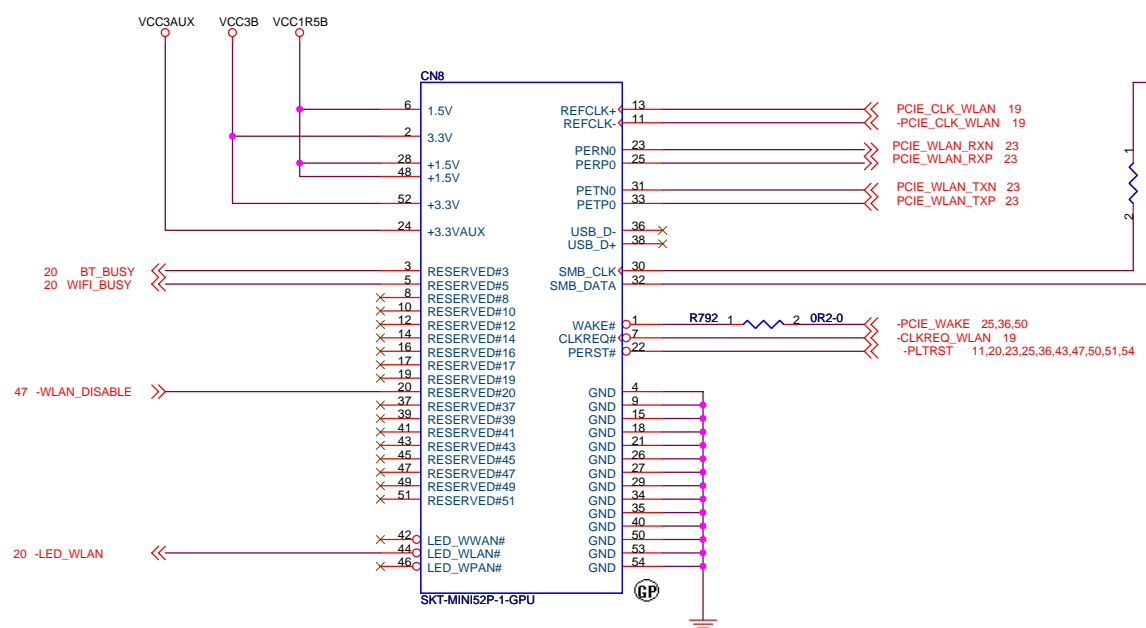
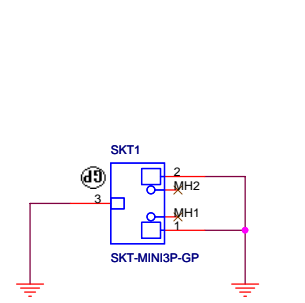
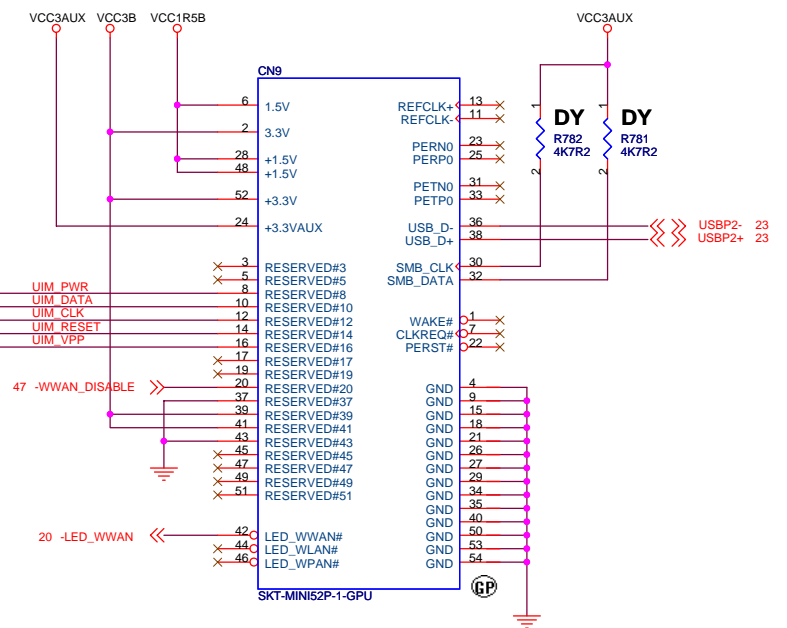
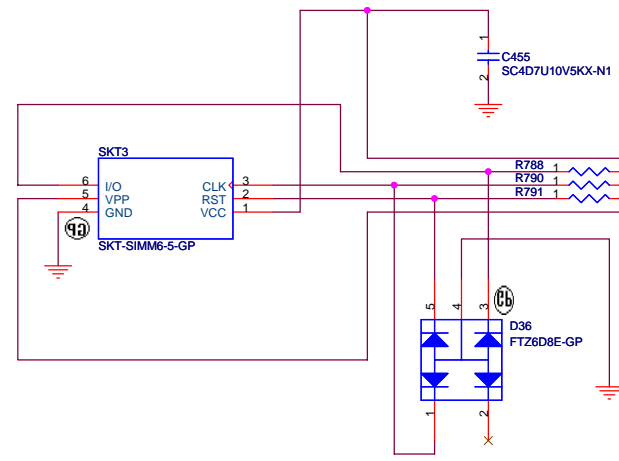
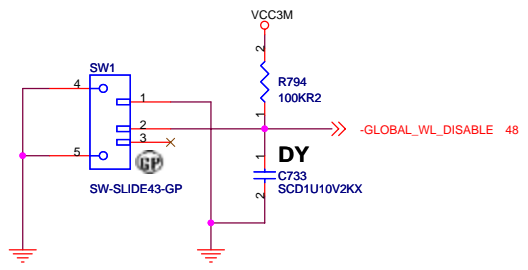
Document Number

KS Note

Rev
SB

Date: Friday, July 22, 2005

Sheet 40 of 73



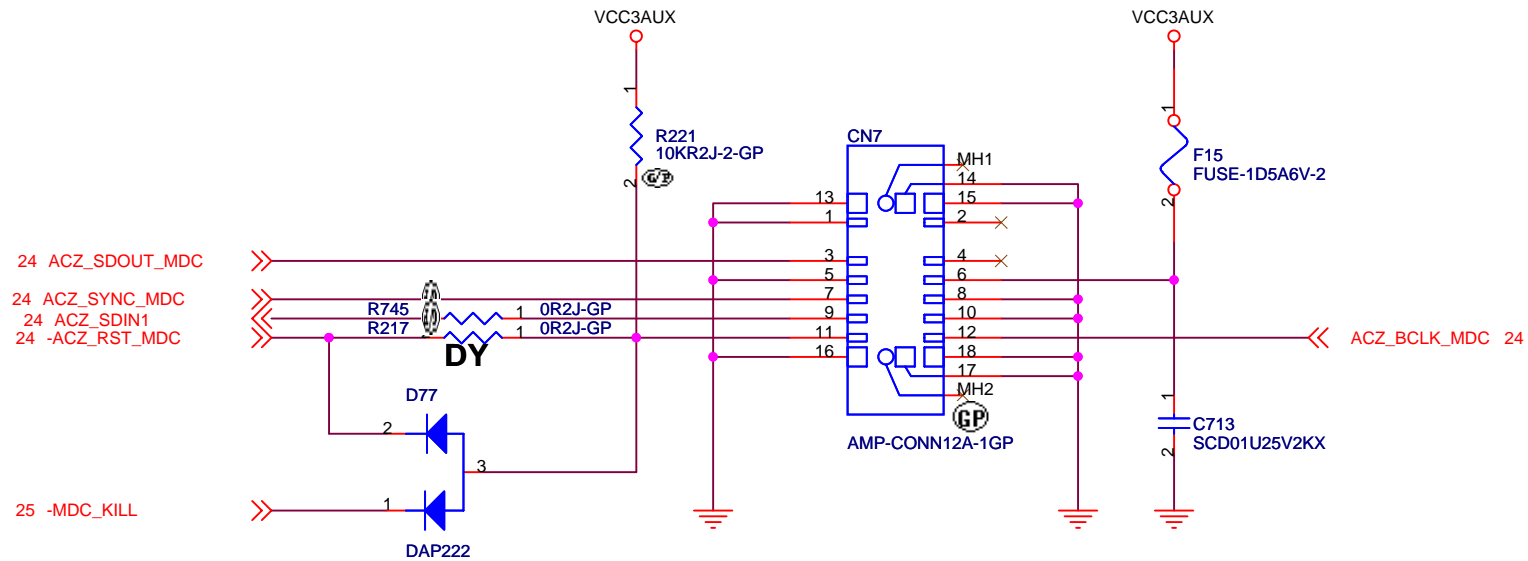
<Variant Name>

緯創資通 Wistron Corporation
21F, 88, Sec.1, Hsin Tai Wu Rd., Hsichih, Taipei Hsien 221, Taiwan, R.O.C.

Title: **MINI CARD SLOT**

Size: A3	Document Number: KS Note	Rev: SB
Date: Friday, July 22, 2005	Sheet: 41 of 73	

MDC CONN



<Variant Name>

緯創資通 **Wistron Corporation**
 21F, 88, Sec.1, Hsin Tai Wu Rd., Hsichih,
 Taipei Hsien 221, Taiwan, R.O.C.

Title

MDC 1.5 CONNECTOR

Size
A4

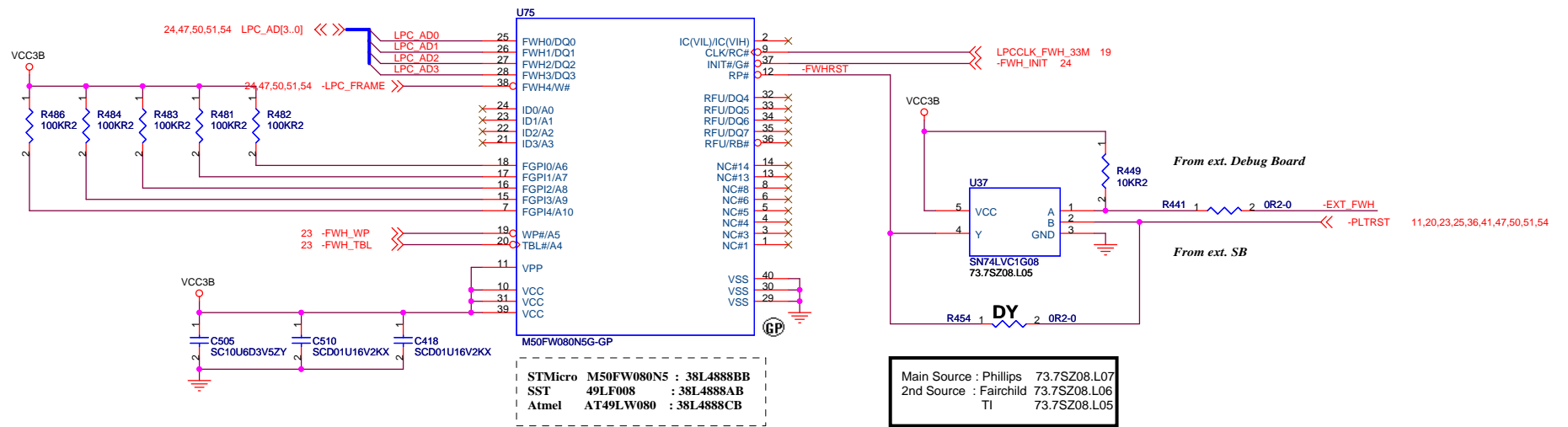
Document Number

KS Note

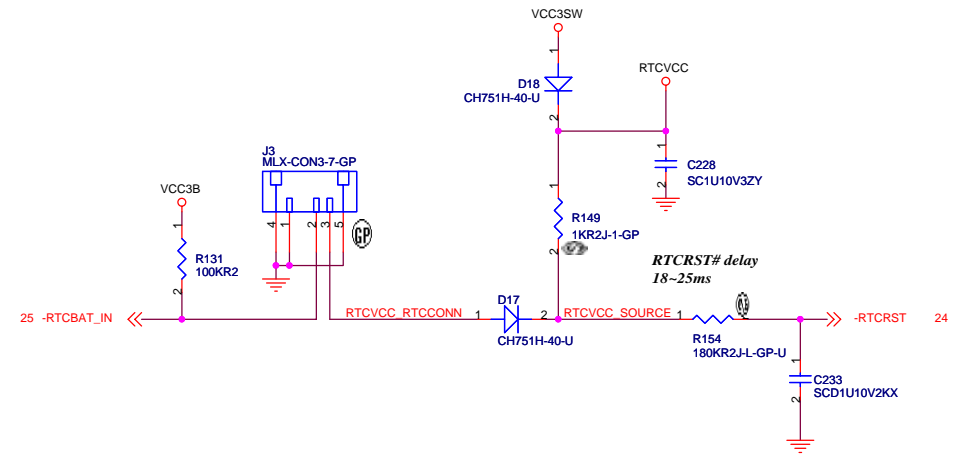
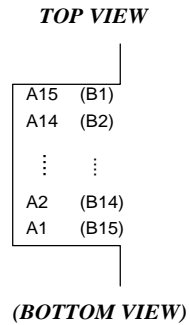
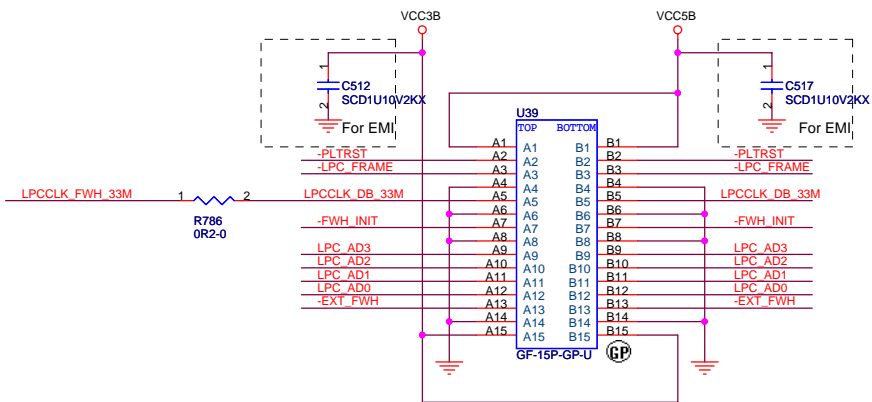
Rev
SB

Date: Friday, July 22, 2005

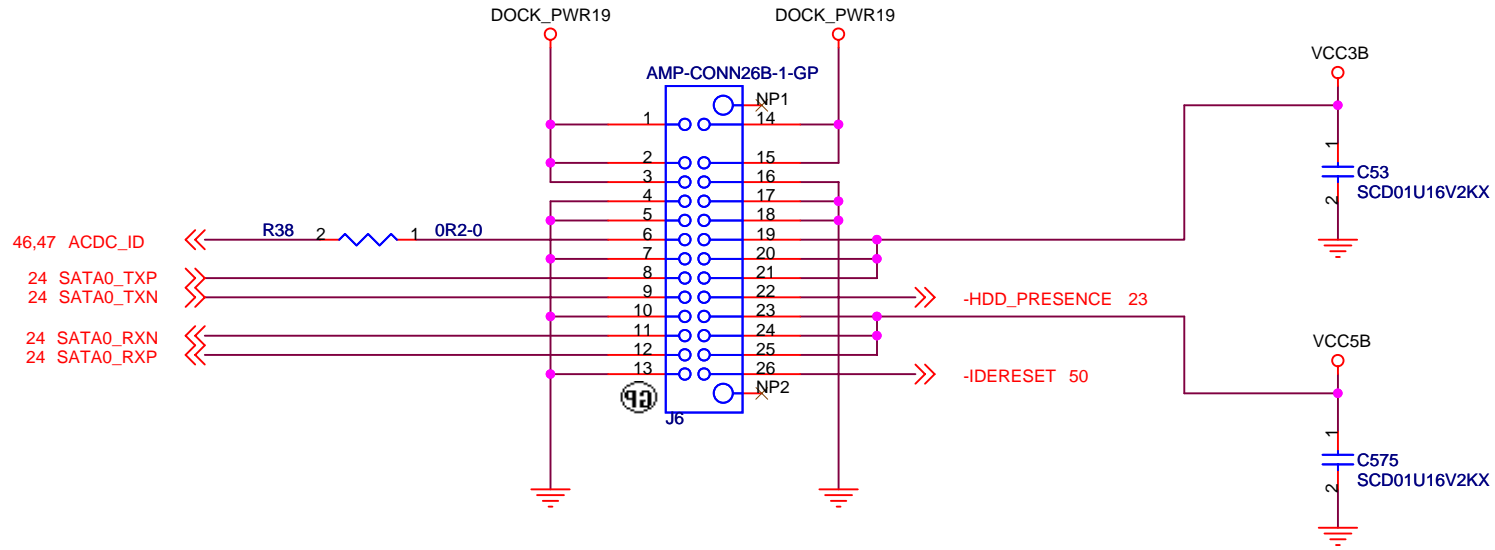
Sheet 42 of 73



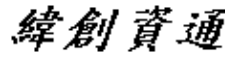
Golden Finger for Debug Board



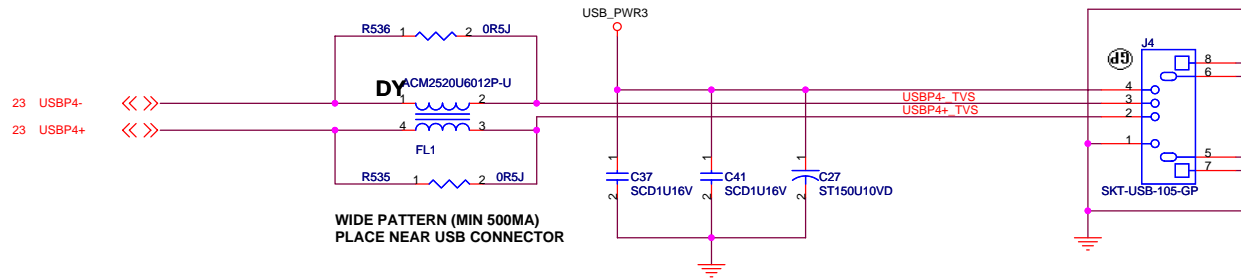
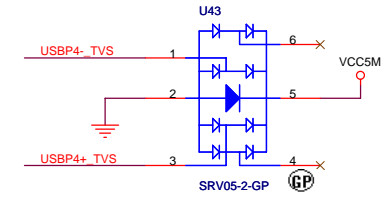
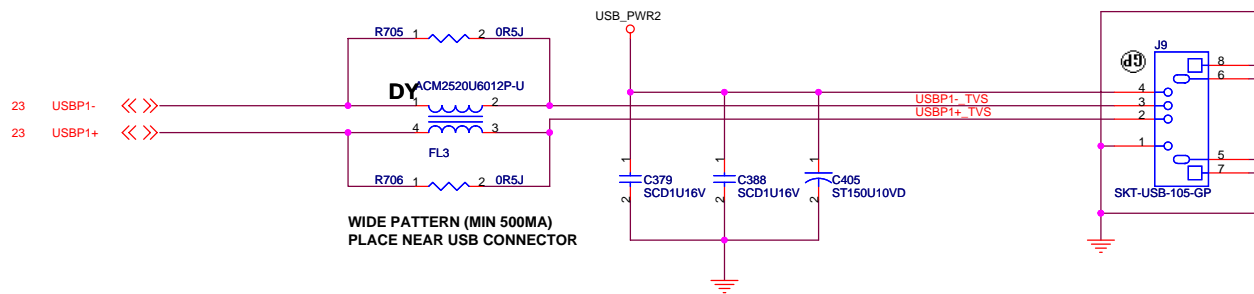
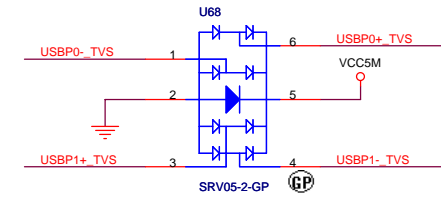
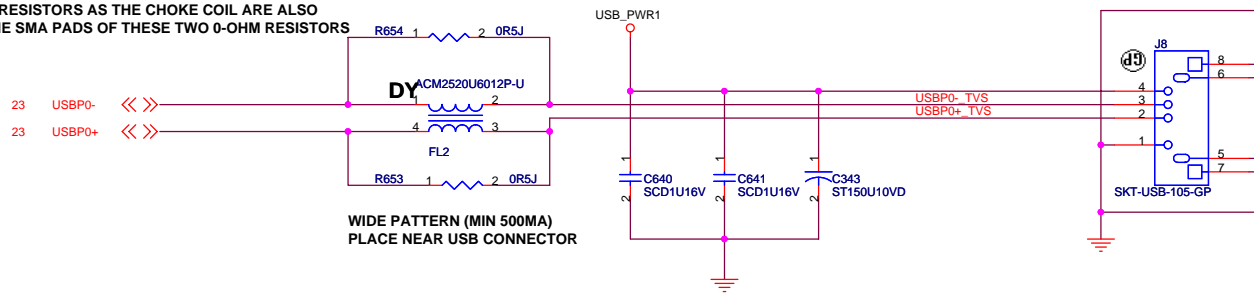
SATA



<Core Design>

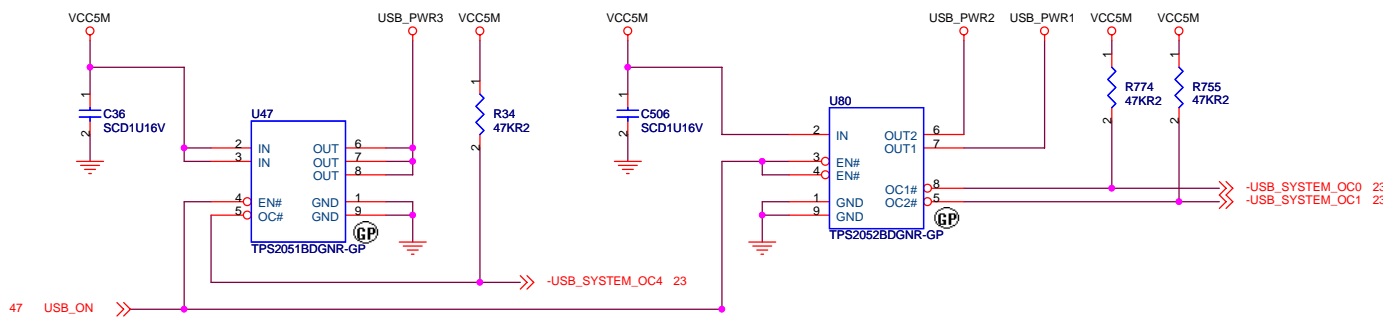
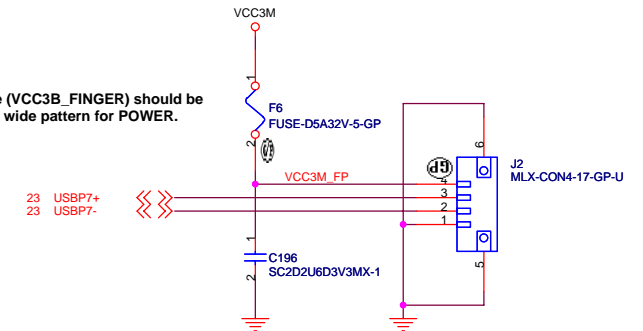
 Wistron Corporation 21F, 88, Sec.1, Hsin Tai Wu Rd., Hsichih, Taipei Hsien 221, Taiwan, R.O.C.	
Board To Board CONN	
Title Board To Board CONN	Document Number KS Note
Size A4	Rev SB
Date: Friday, July 22, 2005	Sheet 44 of 73

COMMON MODE CHOKE COIL: TDK ACM2520U
 PLACE THESE RESISTORS AS THE CHOKE COIL ARE ALSO
 PLACED ON THE SMA PADS OF THESE TWO 0-OHM RESISTORS

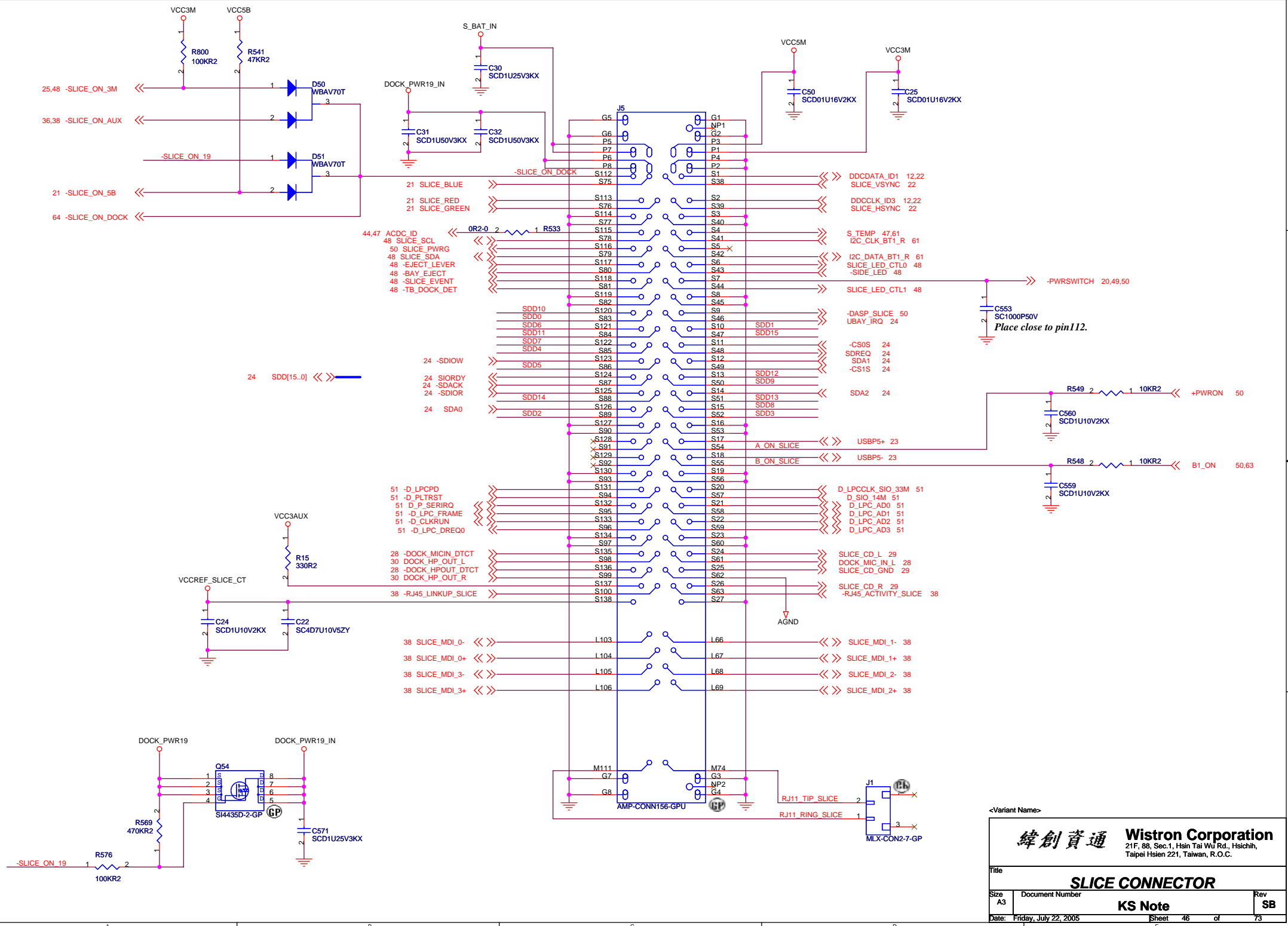


Fingerprint

This trace (VCC3B_FINGER) should be routed by wide pattern for POWER.



緯創資通		Wistron Corporation	
		21F, 88, Sec.1, Hsin Tai Wu Rd., Hsichih, Taipei Hsien 221, Taiwan, R.O.C.	
USB POWER / CONNECTOR			
File	Document Number	KS Note	Rev
Size A3			SB
Date: Friday, July 22, 2005	Sheet 45	of	73

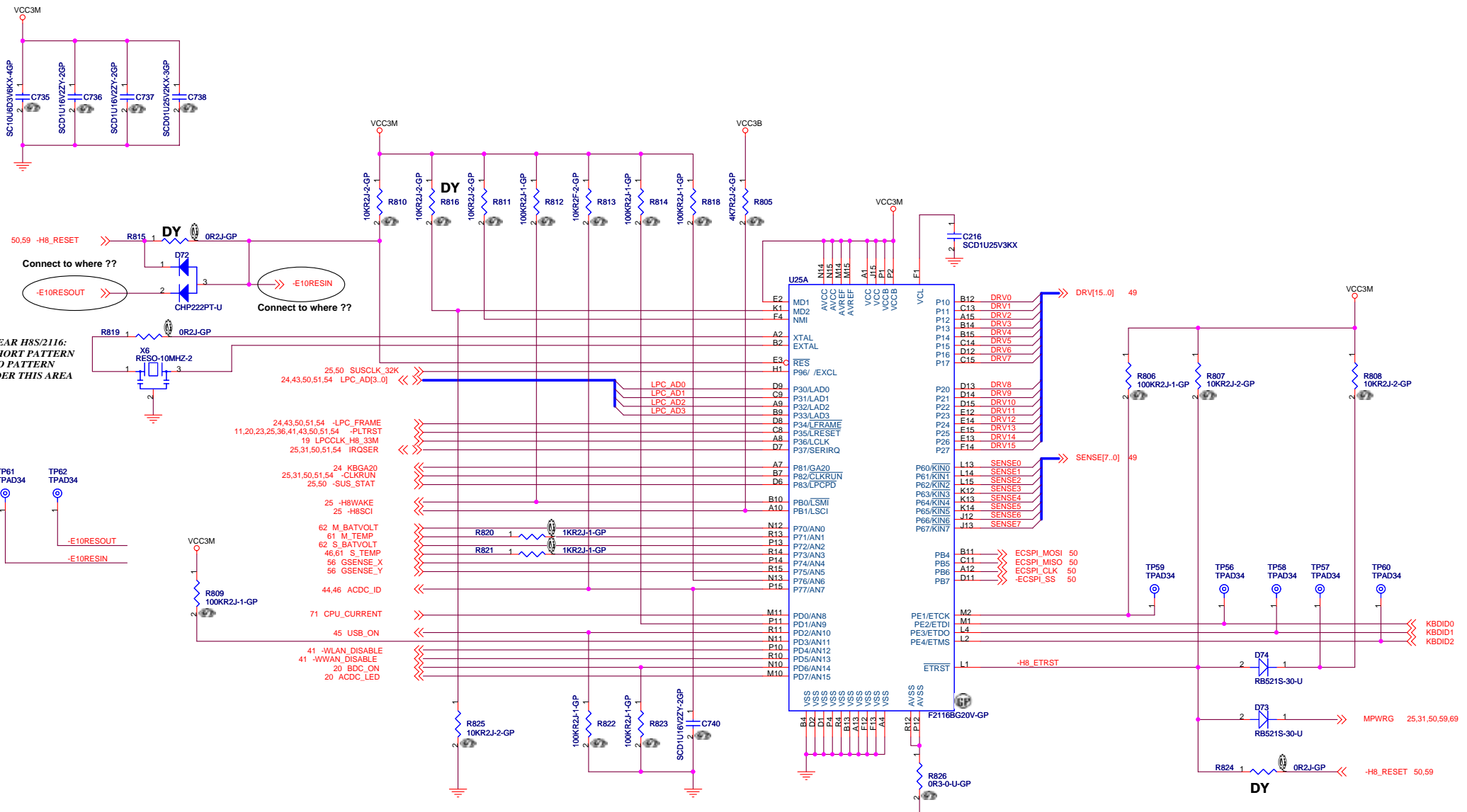


<Variant Name>

緯創資通 Wistron Corporation
 21F, 88, Sec.1, Hsin Tai Wu Rd., Hsichih, Taipei Hsien 221, Taiwan, R.O.C.

Title: **SLICE CONNECTOR**

Size: A3	Document Number: KS Note	Rev: SB
Date: Friday, July 22, 2005	Sheet: 46 of 73	



1. NEAR H8S/2116;
 2. SHORT PATTERN
 3. NO PATTERN
 UNDER THIS AREA

- 24,43,50,51,54 -LPC_FRAME
- 11,20,23,25,36,41,43,50,51,54 -PLTRST
- 19 -LPCCLK_H8_33M
- 25,31,50,51,54 -IROSER
- 24 -KBGA20
- 25,31,50,51,54 -CLKRUN
- 25,50 -SUS_STAT
- 25 -H8WAKE
- 25 -H8SCI
- 62 -M_BATVOLT
- 61 -M_TEMP
- 62 -S_BATVOLT
- 46,61 -S_TEMP
- 56 -GSENSE_X
- 56 -GSENSE_Y
- 44,46 -ACDC_ID
- 71 -CPU_CURRENT
- 45 -USB_ON
- 41 -WLAN_DISABLE
- 41 -WWAN_DISABLE
- 20 -BDC_ON
- 20 -ACDC_LED

	SDV PNR	NOTE
R955	NO_ASM	FINAL LOGIC
R971	NO_ASM	
D58	ASM	
D69	ASM	
R289	ASM	DEBUG I/F ENABLED
D75	ASM	
R831	ASM	

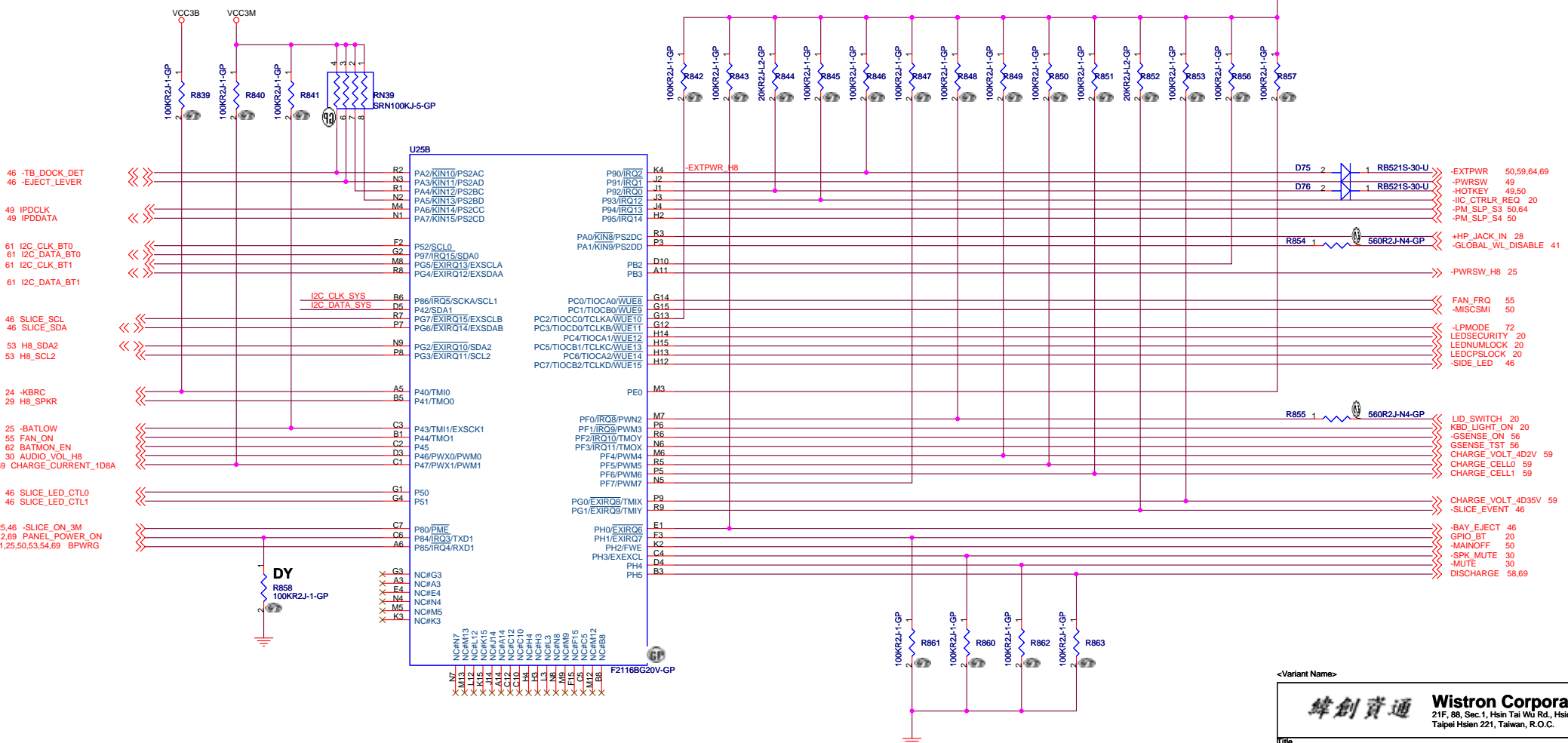
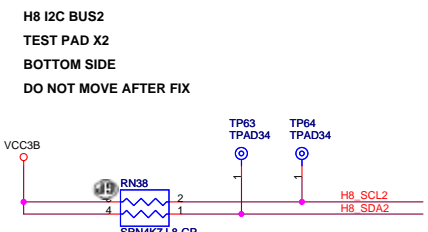
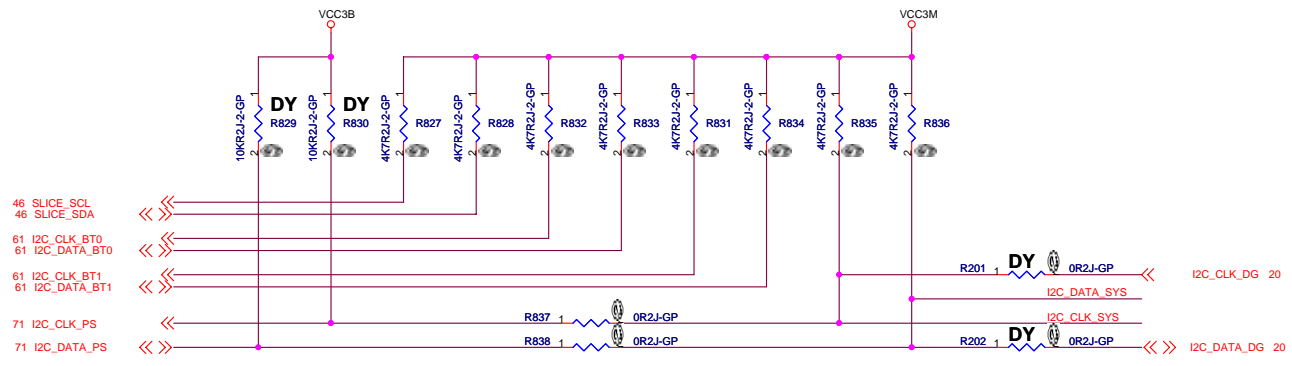
<Variant Name>

緯創資通 **Wistron Corporation**
 21F, 88, Sec.1, Hsin Tai Wu Rd., Hsichih,
 Taipei Hsien 221, Taiwan, R.O.C.

Title: **H8S2116 (1/2)**

Size	Document Number	Rev
Custom	KS Note	SB

Date: Friday, July 22, 2005 Sheet 47 of 73



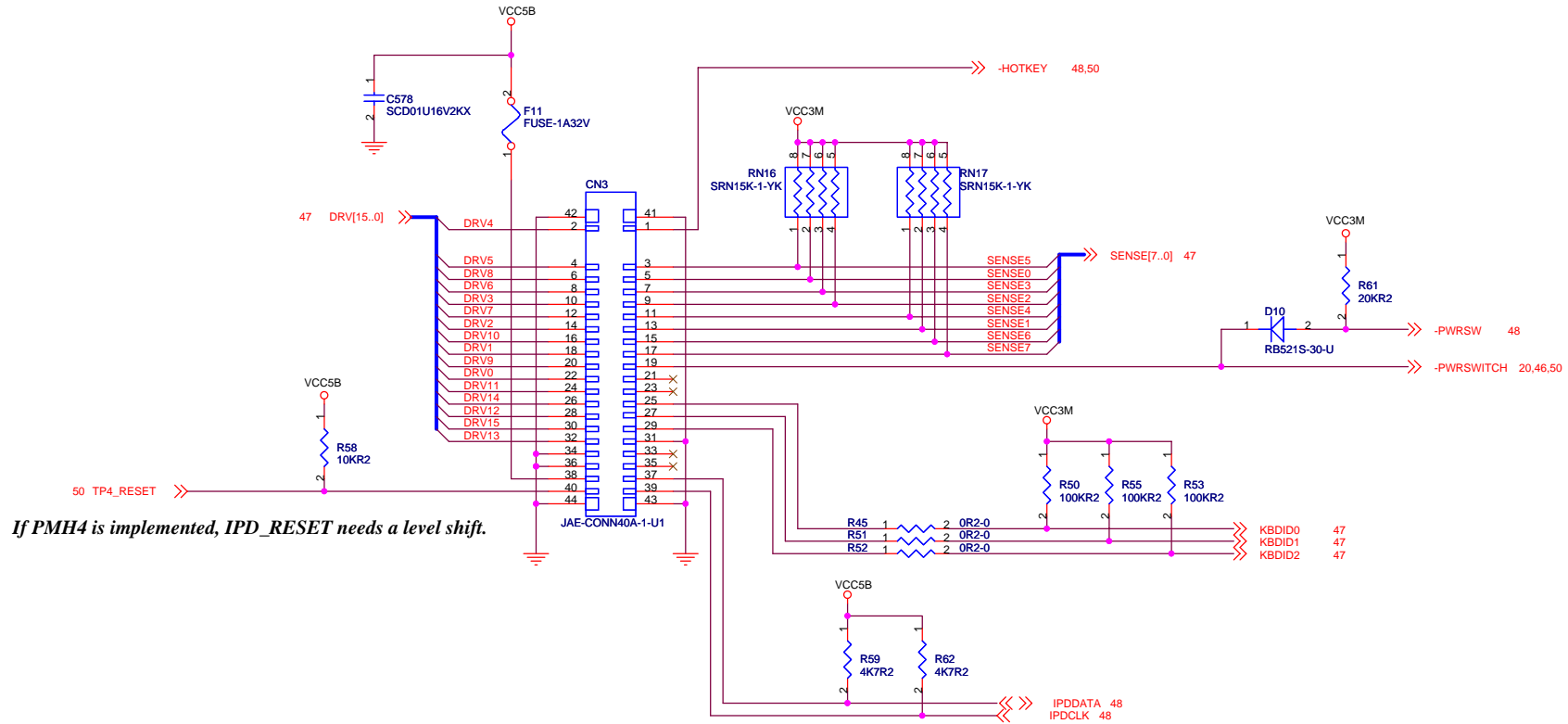
<Variant Name>

緯創資通 Wistron Corporation
21F, 88, Sec. 1, Hsin Tai Wu Rd., Hsichih,
Taipei Hsien 221, Taiwan, R.O.C.

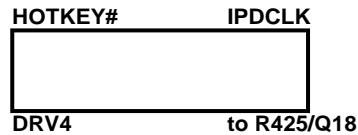
Title: **H8S2116(2/2)**

Size: Custom	Document Number: KS Note	Rev: SB
Date: Friday, July 22, 2005	Sheet: 48	of 73

Keyboard Connector

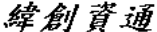


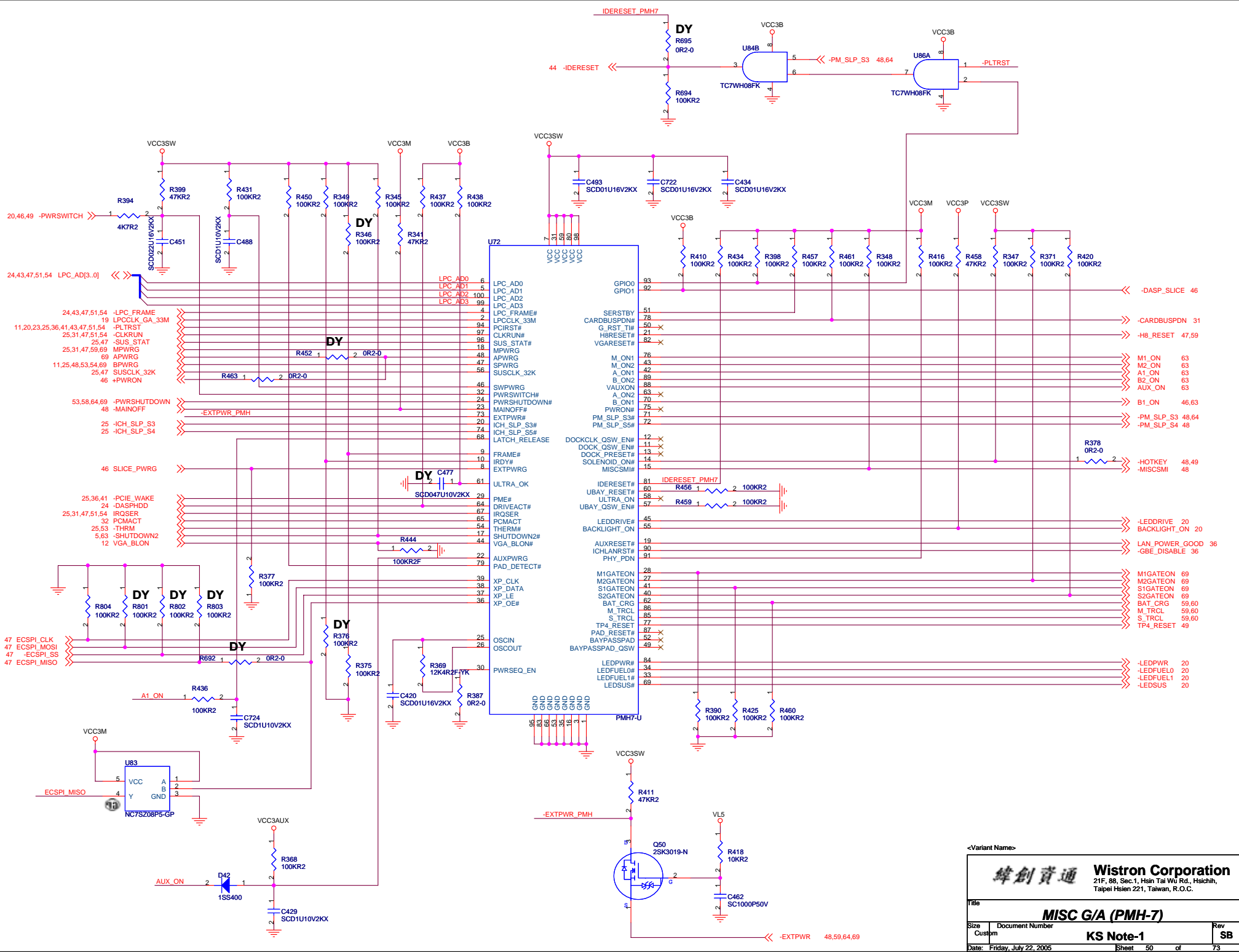
If PMH4 is implemented, IPD_RESET needs a level shift.



Keyboard Connector Top View

<Variant Name>

 Wistron Corporation 21F, 88, Sec.1, Hsin Tai Wu Rd., Hsichih, Taipei Hsien 221, Taiwan, R.O.C.		
KEYBOARD CONN		
Size A3	Document Number KS Note	Rev SB
Date: Friday, July 22, 2005		Sheet 49 of 73

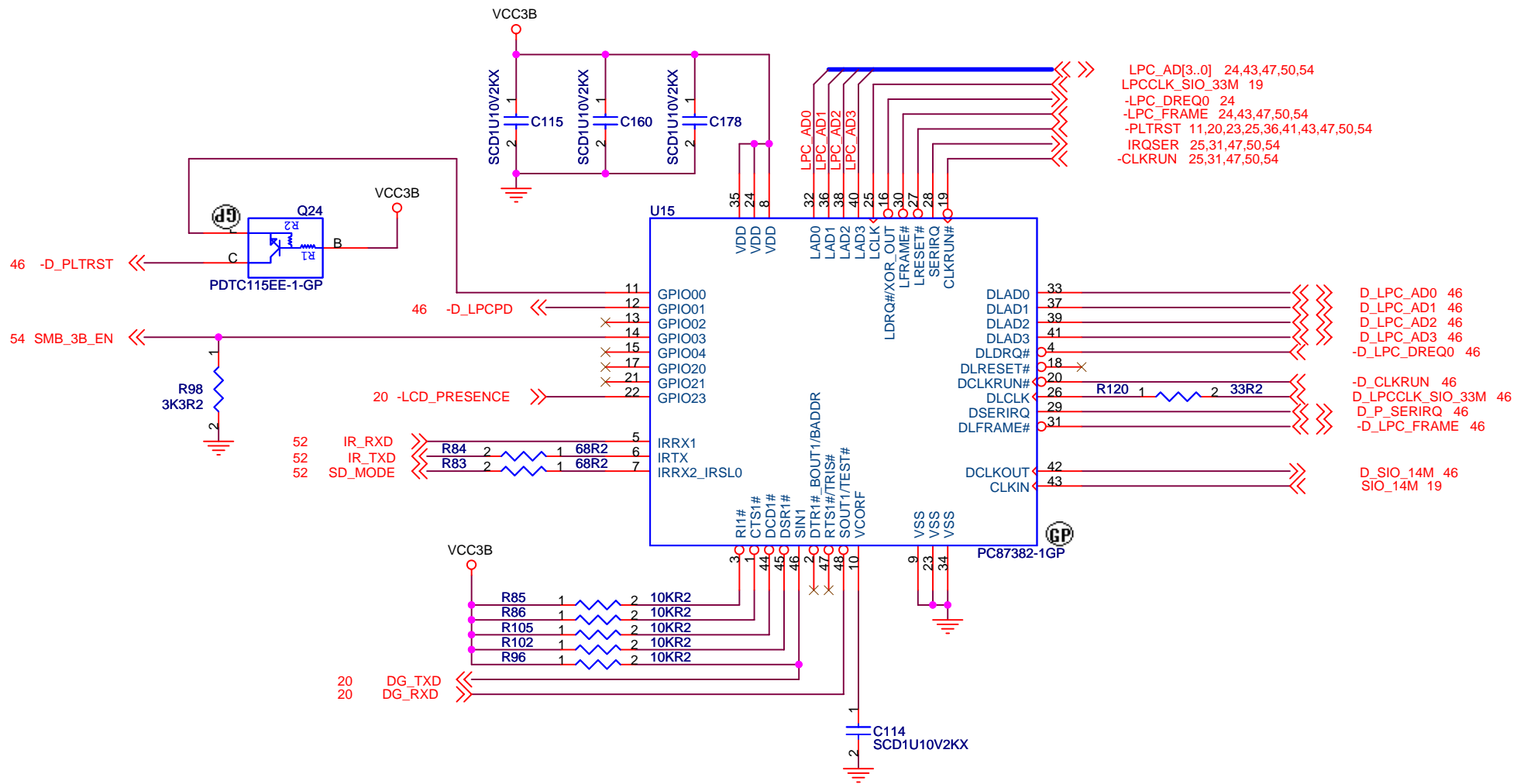


<Variant Name>

緯創資通 Wistron Corporation
 21F, 88, Sec.1, Hsin Tai Wu Rd., Hsichih, Taipei Hsien 221, Taiwan, R.O.C.

MISC G/A (PMH-7)

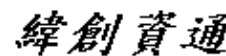
Title		Rev
Size		SB
Document Number	KS Note-1	
Customer	Sheet 50 of 73	
Date: Friday, July 22, 2005		

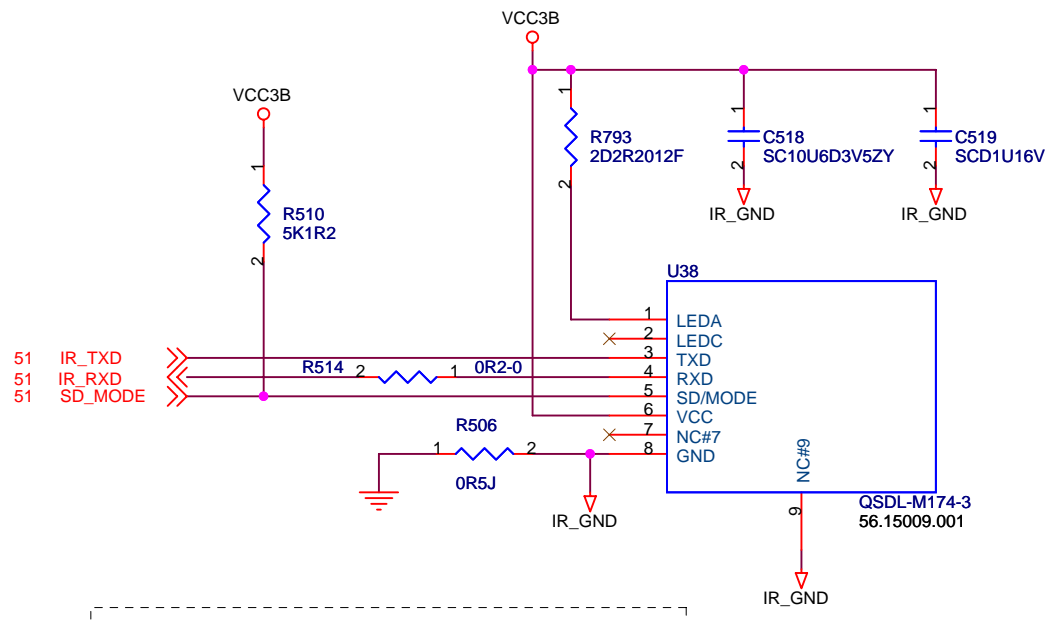


LPC_AD[3..0] 24,43,47,50,54
 LPCCLK_SIO_33M 19
 -LPC_DREQ0 24
 -LPC_FRAME 24,43,47,50,54
 -PLTRST 11,20,23,25,36,41,43,47,50,54
 IRQSER 25,31,47,50,54
 -CLKRUN 25,31,47,50,54

D_LPC_AD0 46
 D_LPC_AD1 46
 D_LPC_AD2 46
 D_LPC_AD3 46
 -D_LPC_DREQ0 46
 -D_CLKRUN 46
 D_LPCCLK_SIO_33M 46
 D_P_SERIRQ 46
 -D_LPC_FRAME 46
 D_SIO_14M 46
 SIO_14M 19

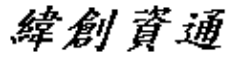
<Variant Name>

 Wistron Corporation 21F, 88, Sec.1, Hsin Tai Wu Rd., Hsichih, Taipei Hsien 221, Taiwan, R.O.C.		
Title SIO NS87382		
Size A4	Document Number KS Note	Rev SB
Date: Friday, July 22, 2005		Sheet 51 of 73

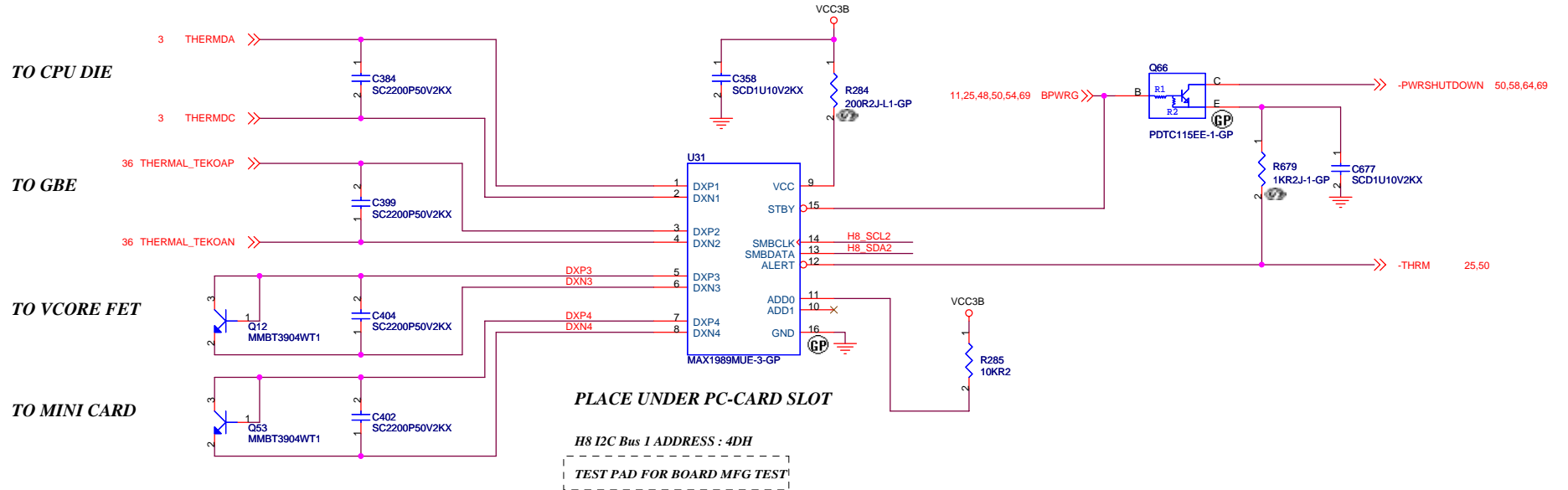


SHOULD QUALIFY BELOW PARTS
 PRIMATY ALIGENT QSDL-M174-1 : 56.15009.001
 SECOND VISHAY TFDU6102 : 56.15001.051

<Variant Name>

 Wistron Corporation 21F, 88, Sec.1, Hsin Tai Wu Rd., Hsichih, Taipei Hsien 221, Taiwan, R.O.C.	
IR MODULE	
Size A4	Document Number KS Note
Date Friday, July 22, 2005	Rev SB
Sheet 52 of 73	

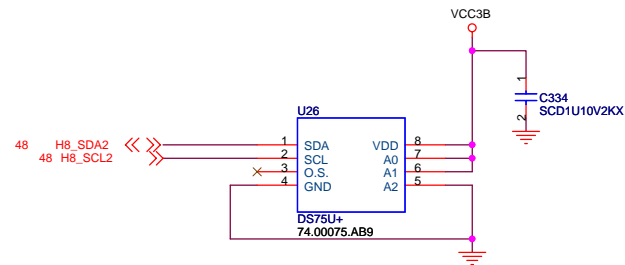
THESE CAPS MUST BE PLACED AS CLOSE AS POSSIBLE TO MAX1989



Thermal Sensor LM75 for DDR module

(For DDR throttling implementation)

PLACE DIMM area



H8 I2C Bus 1 ADDRESS : 4BH

Main Source : 74.00075.AB9 (MAXIM)
2nd Source : 74.07416.0B9 (ADI)
74.00075.CB9 (NS)

<Variant Name>

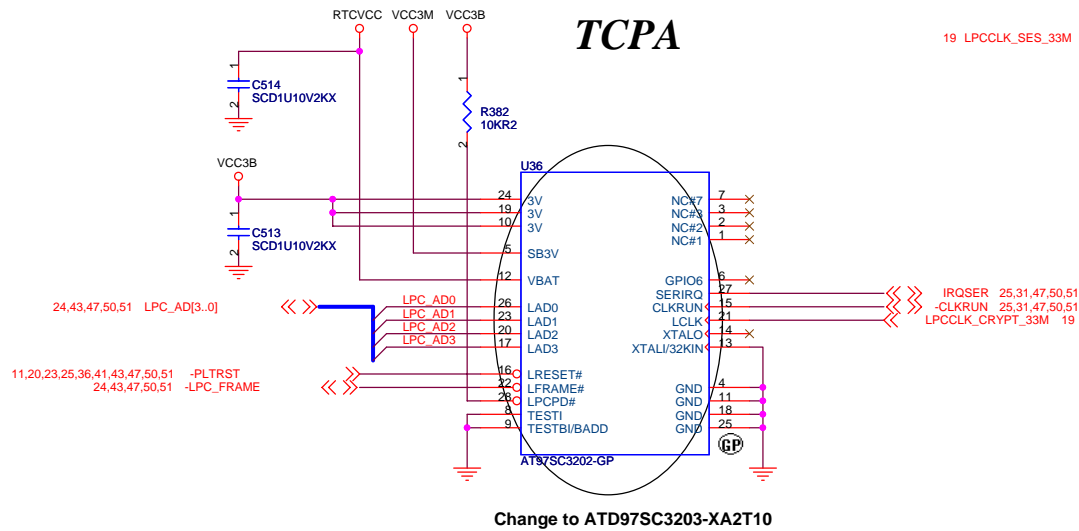
緯創資通

Wistron Corporation
21F, 88, Sec.1, Hsin Tai Wu Rd., Hsichih,
Taipei Hsien 221, Taiwan, R.O.C.

Title THERMAL SENSOR		
Size A3	Document Number KS Note	Rev SB
Date: Friday, July 22, 2005	Sheet 53 of	73

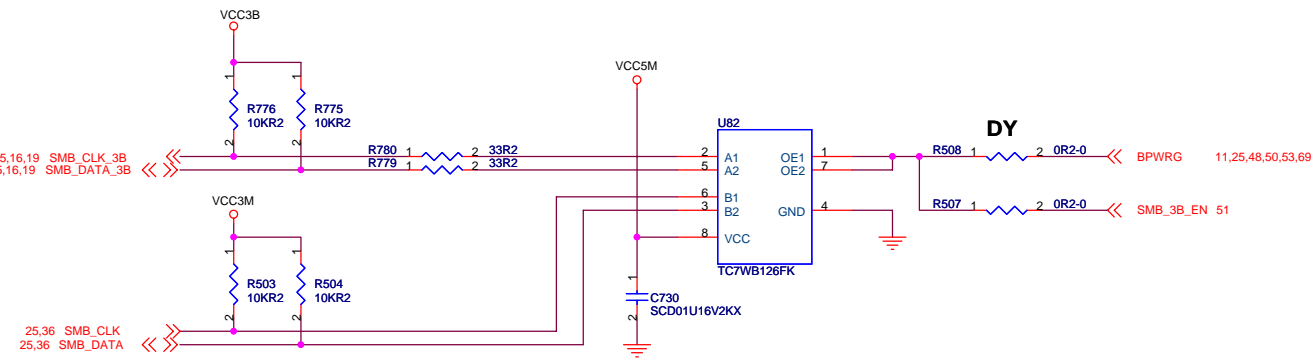
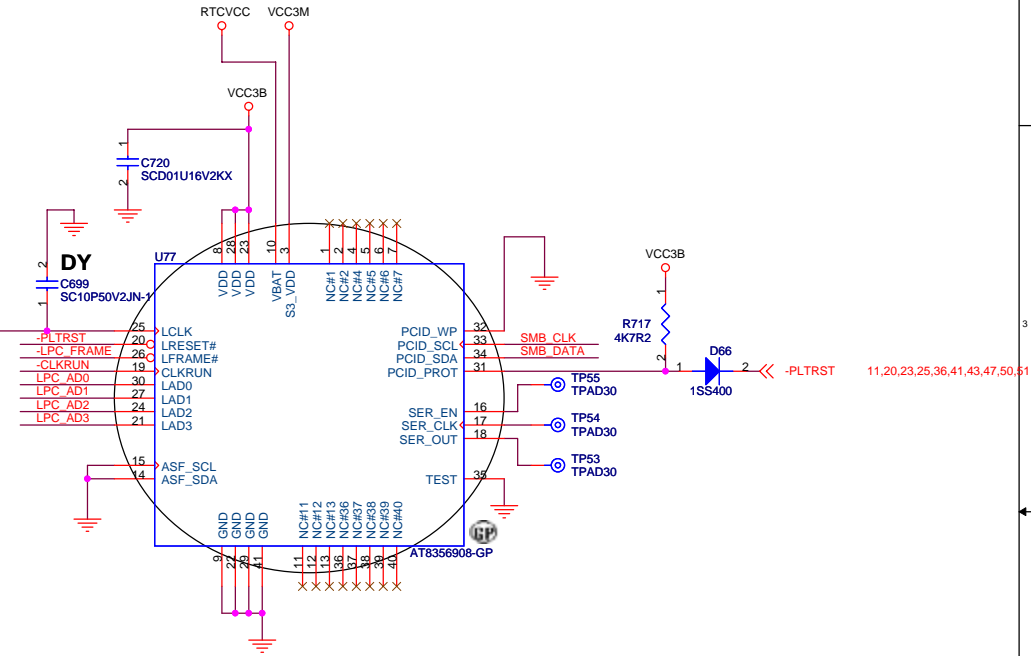
TATER

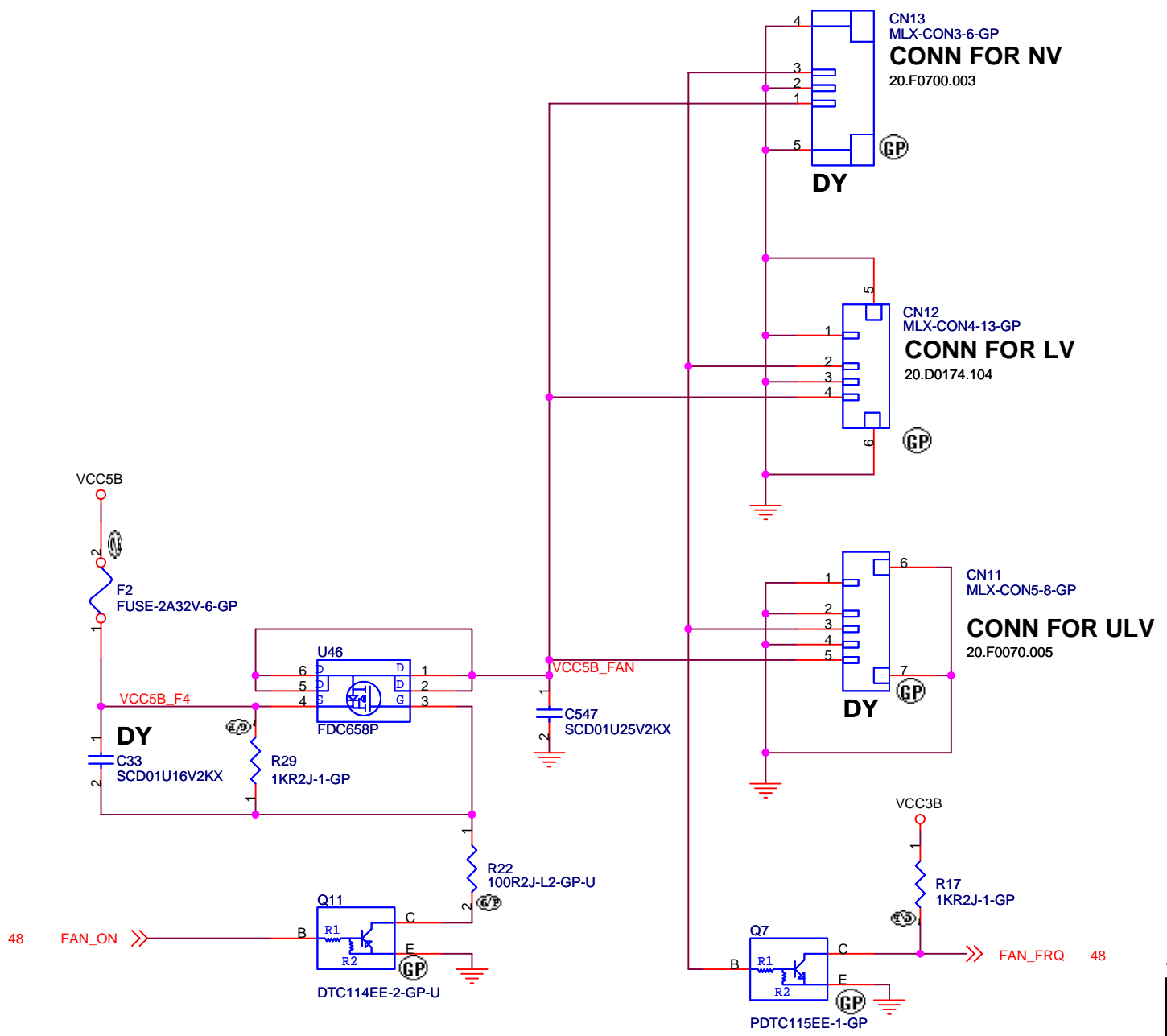
TCPA



19 LPCCLK_SE3_33M >>>
 25,31,47,50,51 IRQSER
 25,31,47,50,51 -CLKRUN
 19 LPCCLK_CRYPT_33M

Change to AT8356908-DML6X

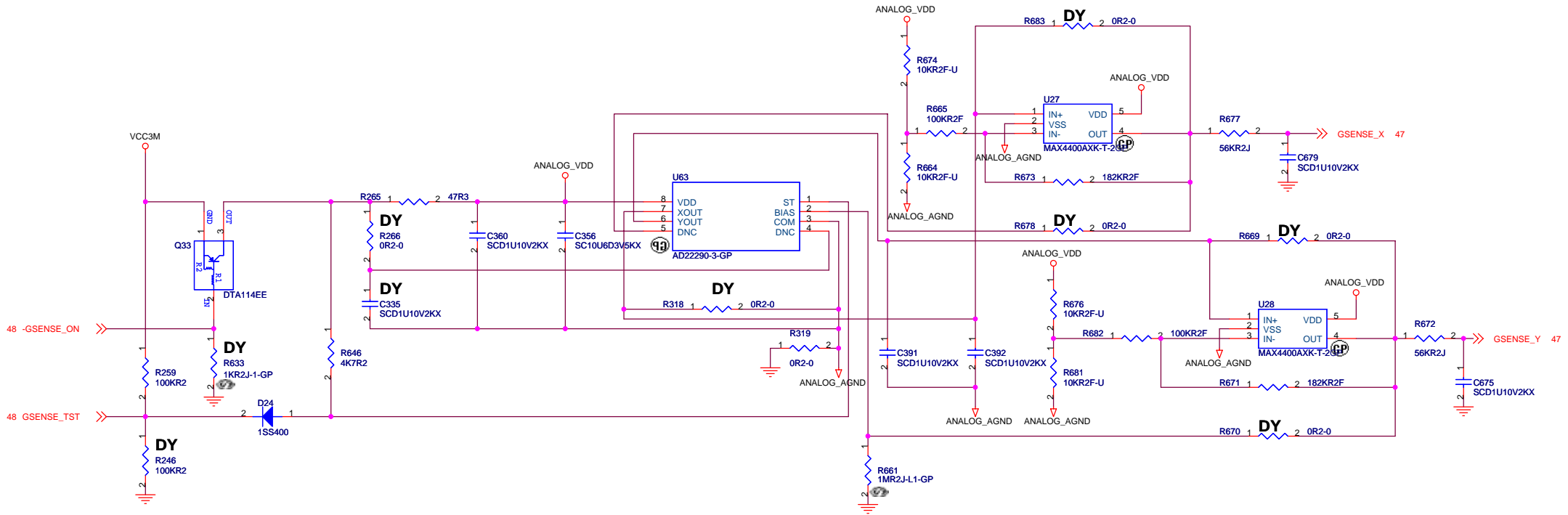




<Variant Name>


Wistron Corporation
 21F, 88, Sec.1, Hsin Tai Wu Rd., Hsichih,
 Taipei Hsien 221, Taiwan, R.O.C.

FAN CONTROL		
Size A4	Document Number KS Note	Rev SB
Date: Friday, July 22, 2005	Sheet 55 of 73	



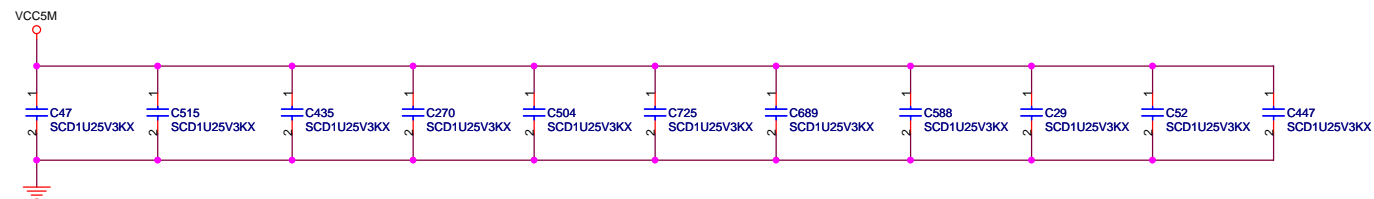
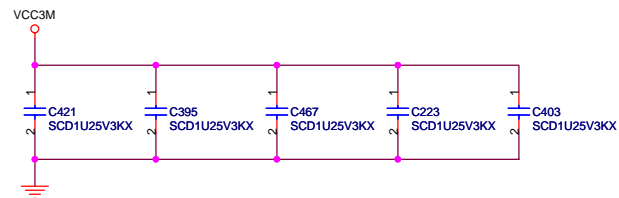
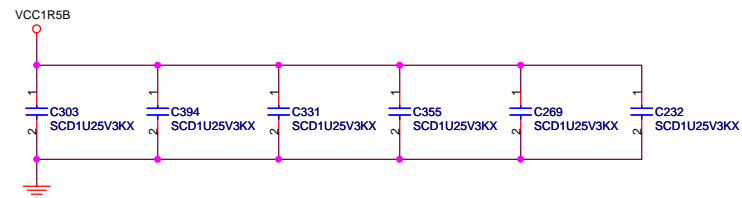
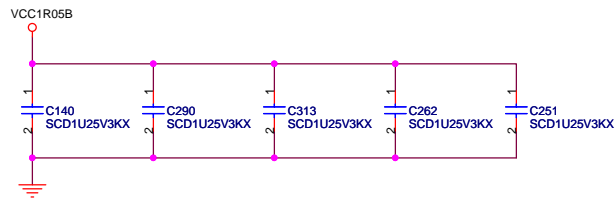
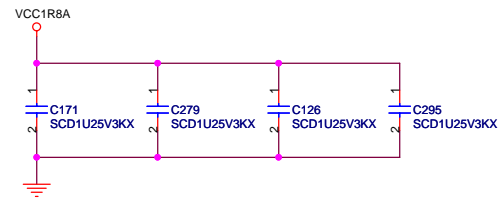
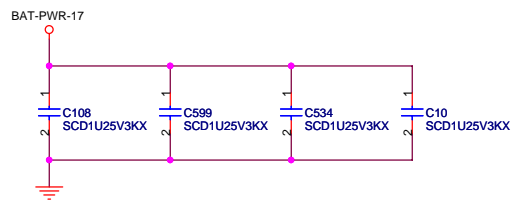
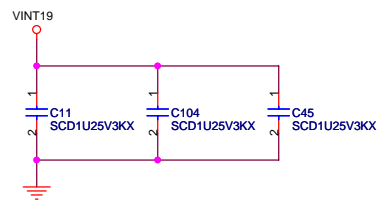
Accelerometer Parts List

KS-NOTE	ADI	STMicro	No Accel.
R633	NO_ASM	ASM	ASM
R246	NO_ASM	NO_ASM	ASM
U63	AD22290	LIS2L02AL	NO_ASM
U27	ASM	NO_ASM	NO_ASM
U28	ASM	NO_ASM	NO_ASM
Q33	ASM	ASM	NO_ASM
D24	ASM	ASM	NO_ASM
R259	ASM	ASM	NO_ASM
R646	ASM	ASM	NO_ASM
R265	47 Ohm	10 Ohm	NO_ASM
C360	ASM	ASM	NO_ASM
C356	ASM	ASM	NO_ASM
R661	ASM	ASM	NO_ASM
R319	ASM	ASM	NO_ASM
C391	0.1uF,10%	0.033uF,10%	NO_ASM
C392	0.1uF,10%	0.033uF,10%	NO_ASM
R674	ASM	NO_ASM	NO_ASM
R664	ASM	NO_ASM	NO_ASM
R665	ASM	NO_ASM	NO_ASM
R673	ASM	NO_ASM	NO_ASM
R676	ASM	NO_ASM	NO_ASM
R681	ASM	NO_ASM	NO_ASM
R682	ASM	NO_ASM	NO_ASM

KS-NOTE	ADI	STMicro	No Accel.
R671	ASM	NO_ASM	NO_ASM
R677	56K	56K	NO_ASM
C679	ASM	ASM	NO_ASM
R672	56K	56K	NO_ASM
C675	ASM	ASM	NO_ASM
R266	NO_ASM	NO_ASM	NO_ASM
C335	NO_ASM	NO_ASM	NO_ASM
R318	NO_ASM	NO_ASM	NO_ASM
R678	NO_ASM	NO_ASM	NO_ASM
R670	NO_ASM	NO_ASM	NO_ASM
R683	NO_ASM	ASM	NO_ASM
R669	NO_ASM	ASM	NO_ASM

<Variant Name>

 Wistron Corporation 21F, 88, Sec. 1, Hsin Tai Wu Rd., Hsichih, Taipei Hsien 221, Taiwan, R.O.C.	
G-SENSOR	
Title	
Size A3	Document Number KS Note
Date: Friday, July 22, 2005	Rev SB
Sheet 56 of 73	



<Variant Name>

緯創資通 **Wistron Corporation**
21F, 88, Sec. 1, Hsin Tai Wu Rd., Hsichih,
Taipei Hsien 221, Taiwan, R.O.C.

Title

EMC DECOUPLING

Size
A3

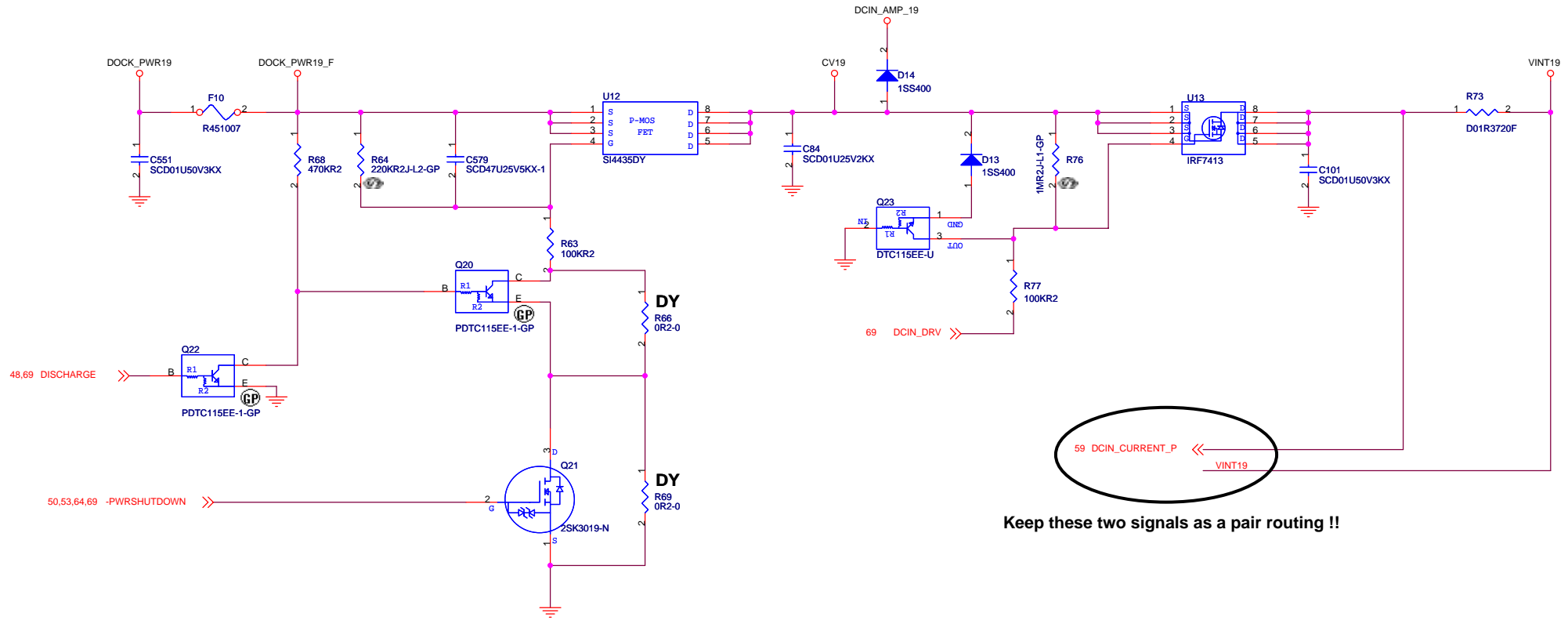
Document Number

KS Note

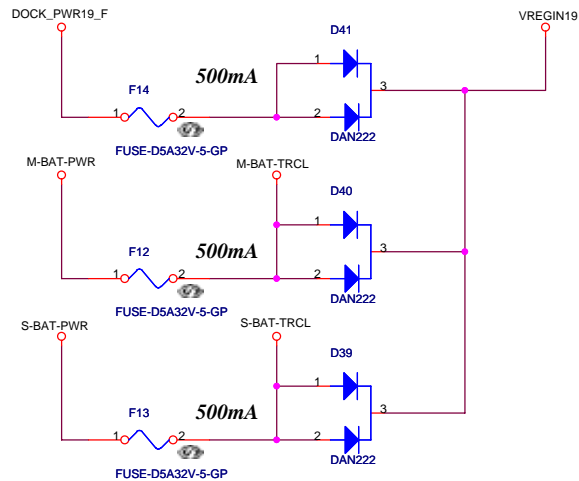
Rev
SB

Date: Friday, July 22, 2005

Sheet 57 of 73



Keep these two signals as a pair routing !!

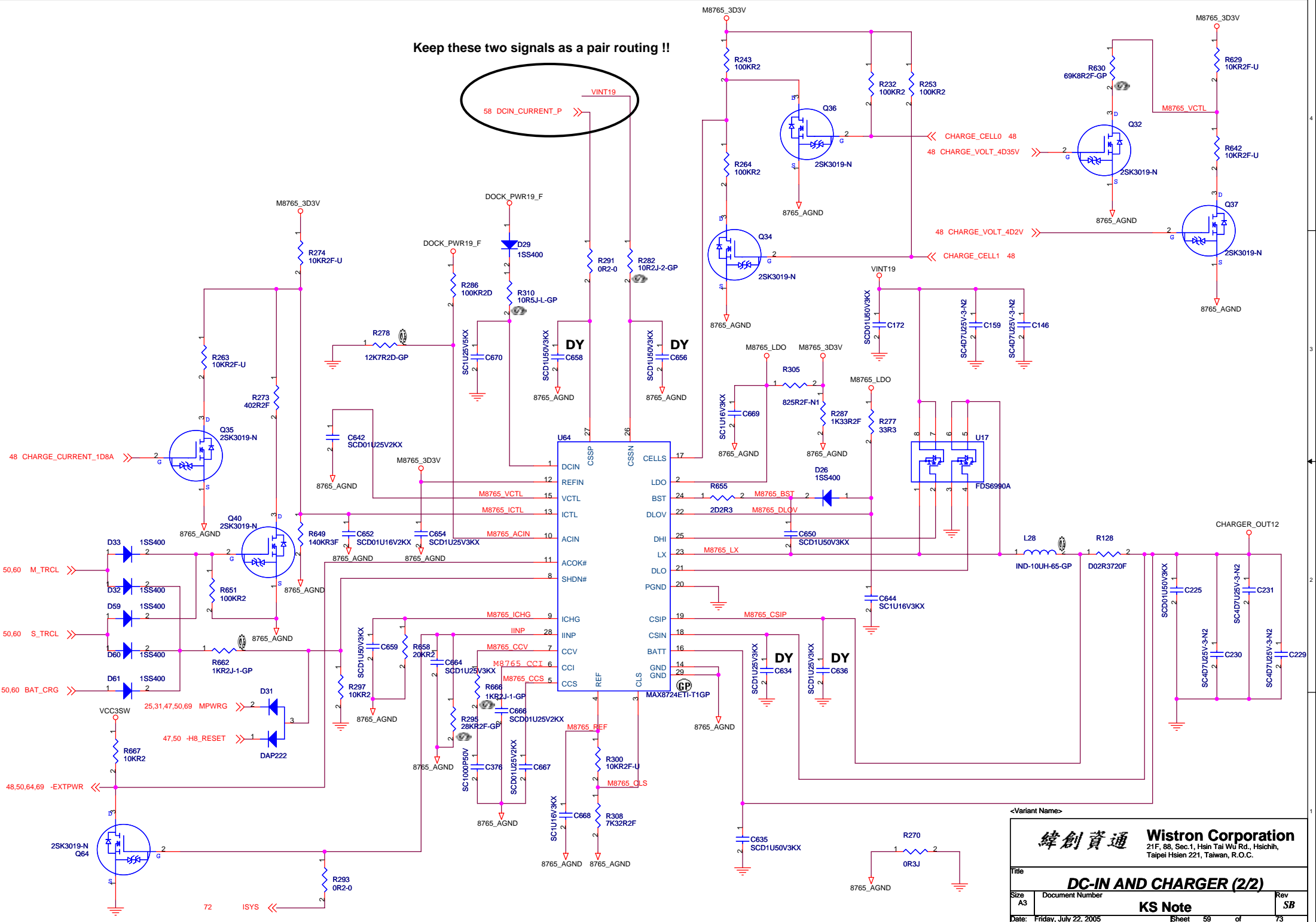
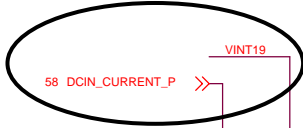


<Variant Name>

緯創資通 Wistron Corporation
 21F, 88, Sec.1, Hsin Tai Wu Rd., Hsichih,
 Taipei Hsien 221, Taiwan, R.O.C.

Title			
DC-IN AND CHARGER (1/2)			
Size	Document Number	Rev	SB
A3		KS Note	
Date:	Friday, July 22, 2005	Sheet	58 of 73

Keep these two signals as a pair routing !!

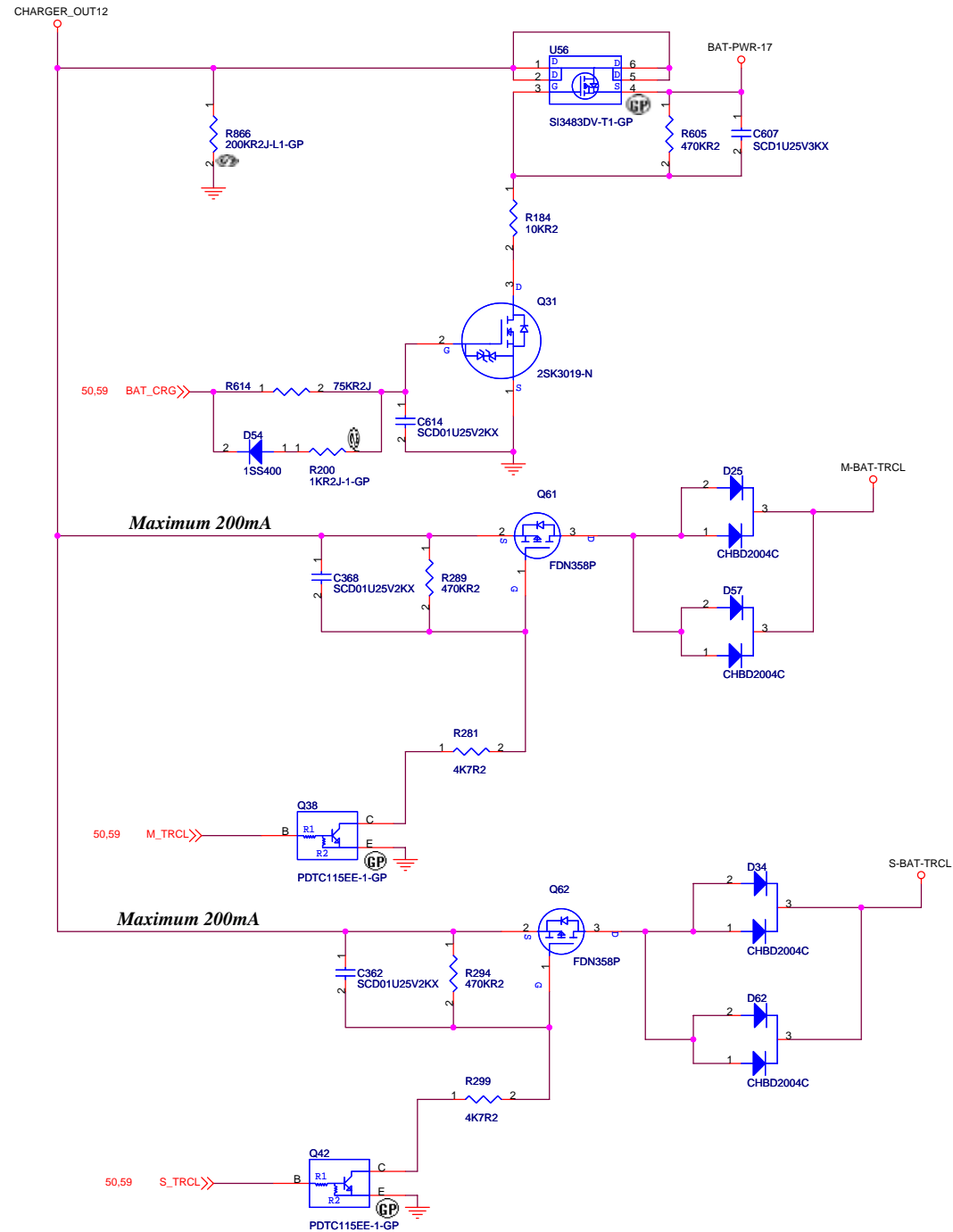


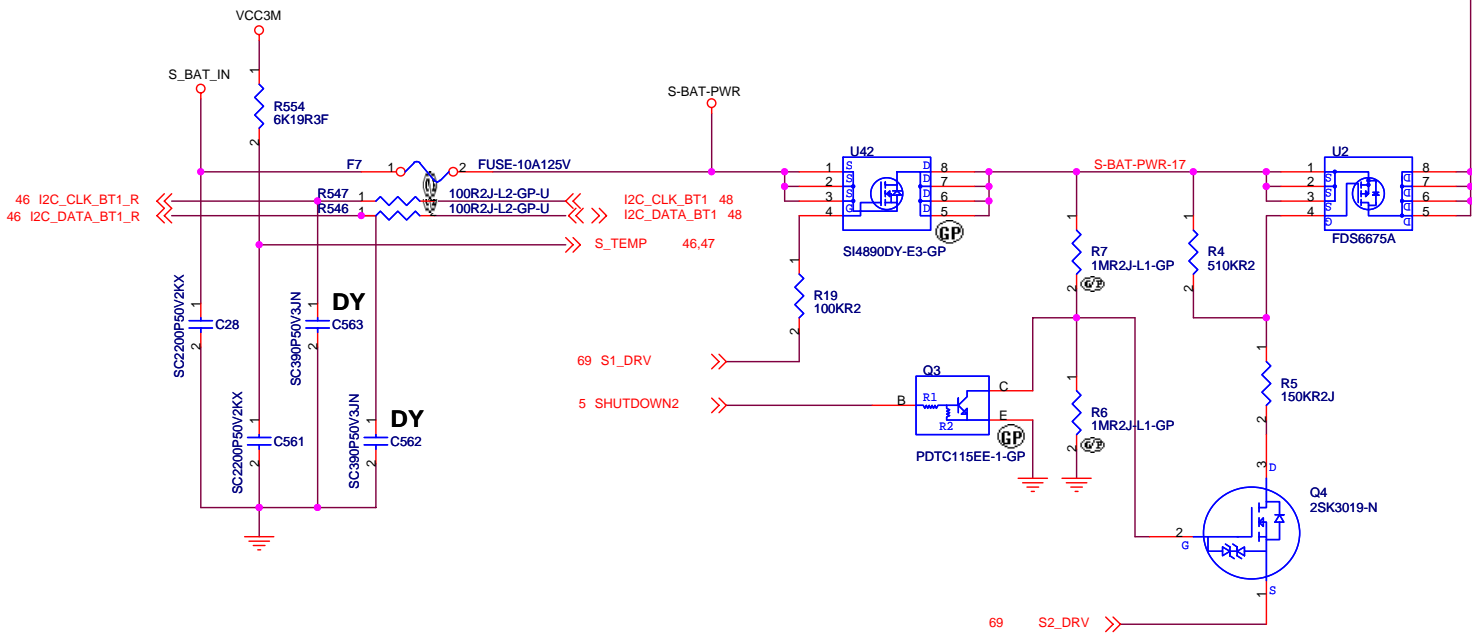
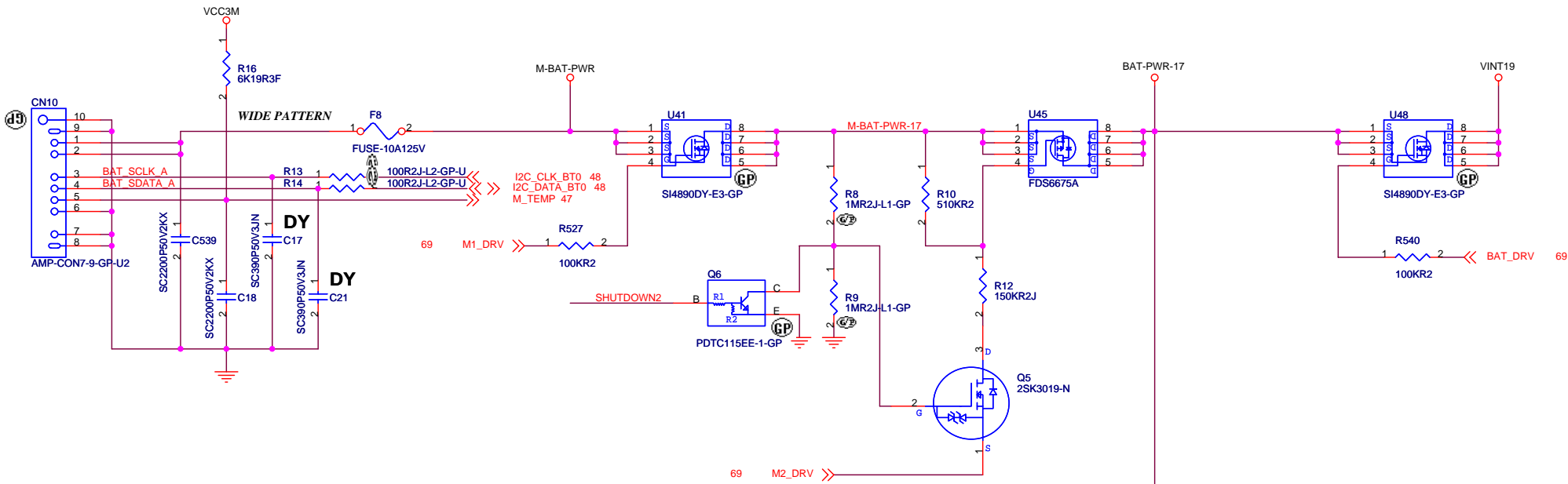
<Variant Name>

緯創資通 Wistron Corporation
21F, 88, Sec.1, Hsin Tai Wu Rd., Hsichih,
Taipei Hsien 221, Taiwan, R.O.C.

Title: **DC-IN AND CHARGER (2/2)**

Size A3	Document Number	Rev SB
KS Note		
Date: Friday, July 22, 2005	Sheet 59 of 73	

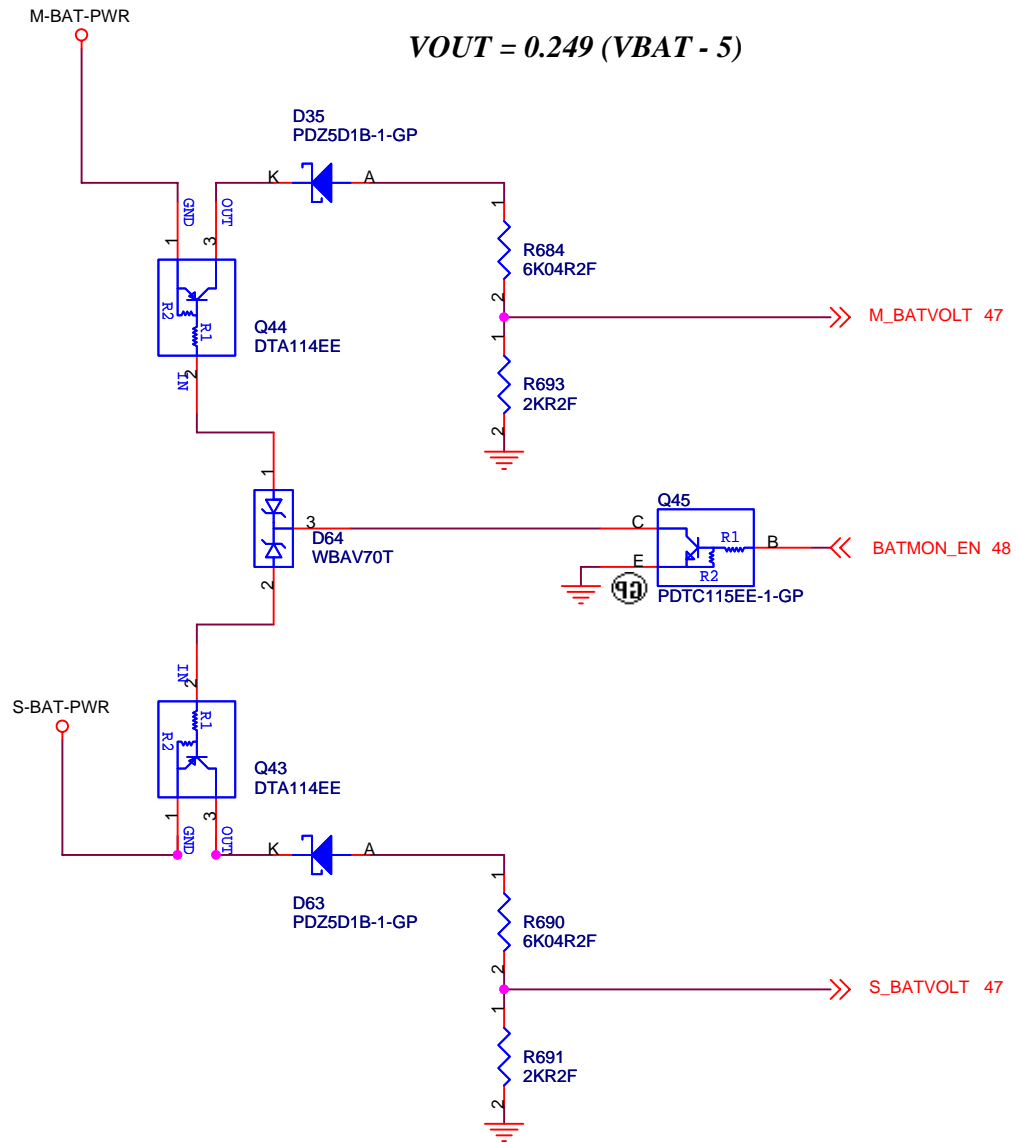




<Variant Name>

緯創資通 **Wistron Corporation**
 21F, 88, Sec.1, Hsin Tai WJ Rd., Hsichih,
 Taipei Hsien 221, Taiwan, R.O.C.

Title		
BATTERY INPUT		
Size B	Document Number	Rev
	KS Note	SB
Date: Friday, July 22, 2005	Sheet 61 of 73	



<Variant Name>

緯創資通

Wistron Corporation
 21F, 88, Sec.1, Hsin Tai Wu Rd., Hsichih,
 Taipei Hsien 221, Taiwan, R.O.C.

Title

BATTERY MONITOR

Size
A4

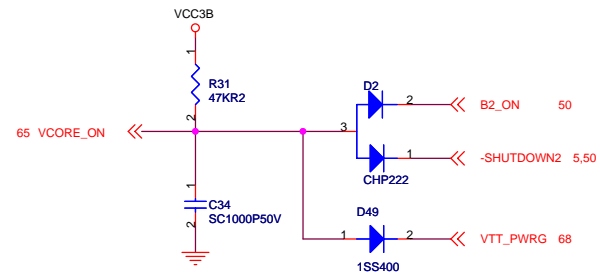
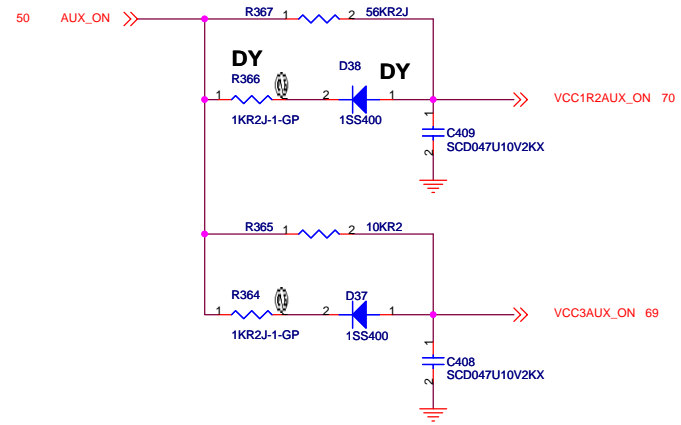
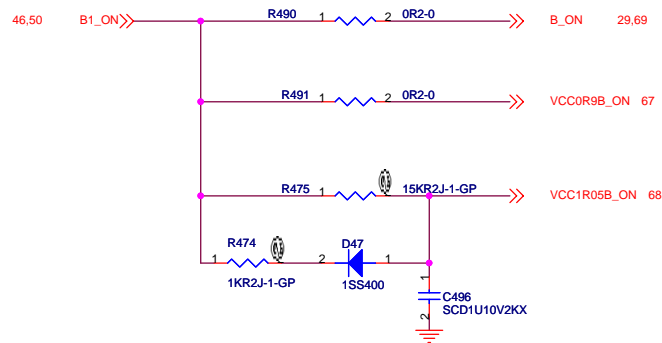
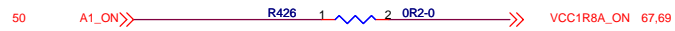
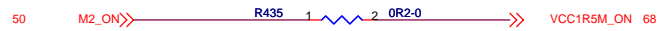
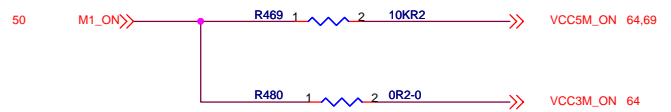
Document Number

KS Note

Rev
SB

Date: Friday, July 22, 2005

Sheet 62 of 73



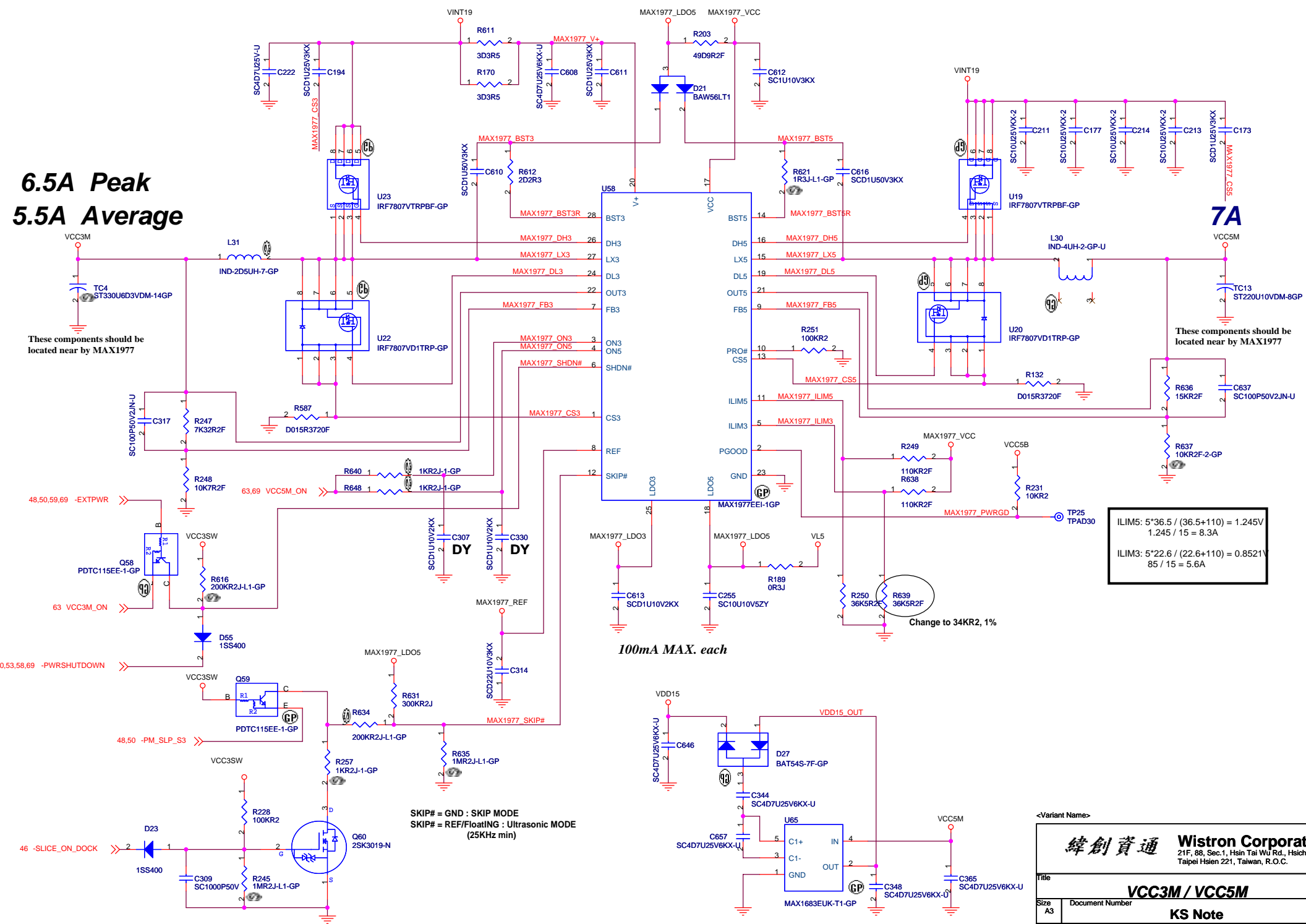
<Variant Name>

緯創資通 Wistron Corporation
 21F, 88, Sec.1, Hsin Tai Wu Rd., Hsichih,
 Taipei Hsien 221, Taiwan, R.O.C.

Title		POWER SEQUENCE	
Size A3	Document Number	KS Note	Rev SB
Date: Friday, July 22, 2005	Sheet 63	of	73

6.5A Peak 5.5A Average

7A



These components should be located near by MAX1977

These components should be located near by MAX1977

$$\begin{aligned} \text{ILIM5: } & 5 \cdot 36.5 / (36.5 + 110) = 1.245\text{V} \\ & 1.245 / 15 = 8.3\text{A} \\ \text{ILIM3: } & 5 \cdot 22.6 / (22.6 + 110) = 0.8521\text{V} \\ & 0.8521 / 15 = 5.6\text{A} \end{aligned}$$

100mA MAX. each

Change to 34KR2, 1%

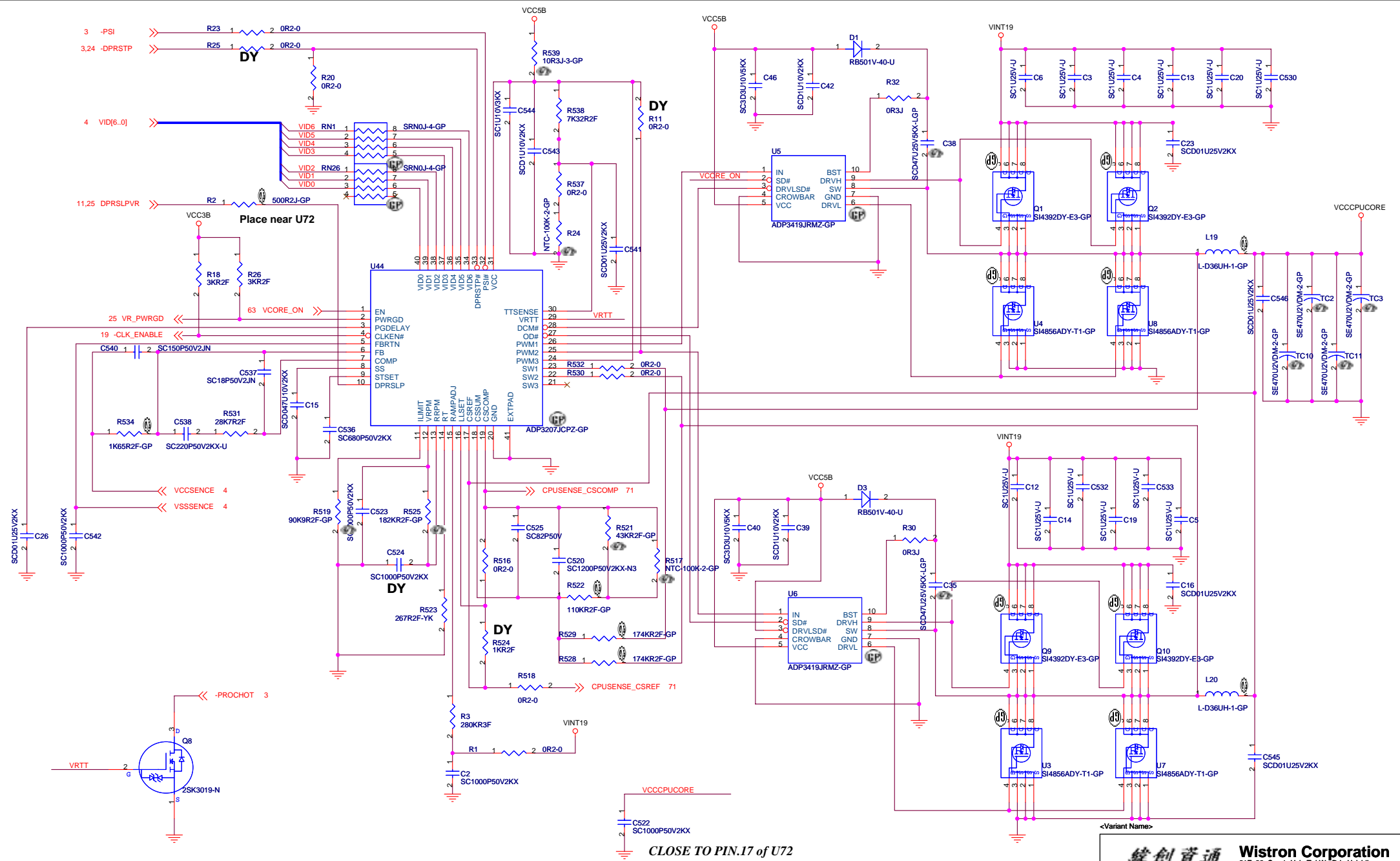
SKIP# = GND : SKIP MODE
SKIP# = REF/FloatING : Ultrasonic MODE
(25KHz min)

<Variant Name>

緯創資通 Wistron Corporation
21F, 88, Sec.1, Hsin Tai Wu Rd., Hsichih, Taipei Hsien 221, Taiwan, R.O.C.

VCC3M / VCC5M

File	Document Number	Rev
Size A3	KS Note	SB
Date: Friday, July 22, 2005	Sheet 64 of	73

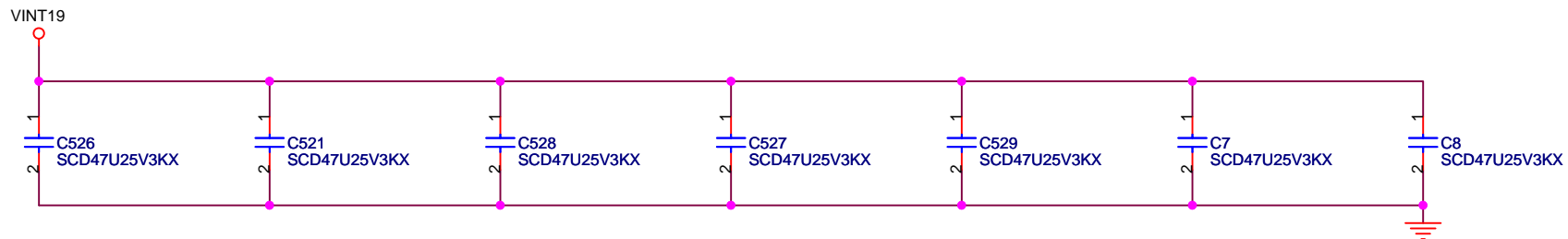


CLOSE TO PIN.17 of U72

<Variant Name>

緯創資通 Wistron Corporation			
21F, 88, Sec.1, Hsin Tai Wu Rd., Hsichih, Taipei Hsien 221, Taiwan, R.O.C.			
DC-DC VCCCPUCORE			
Title			
Size	Document Number	KS Note	Rev
Custom			SB
Date:	Friday, July 22, 2005	Sheet 65 of 73	

FOLLOWING 7 PCS OF 0.47UF AREA ASM FOR VCCCPUCORE TO REDUCE EMI



<Variant Name>

緯創資通

Wistron Corporation
 21F, 88, Sec.1, Hsin Tai Wu Rd., Hsichih,
 Taipei Hsien 221, Taiwan, R.O.C.

Title

DC-DC VCORE INPUT CAP

Size
A4

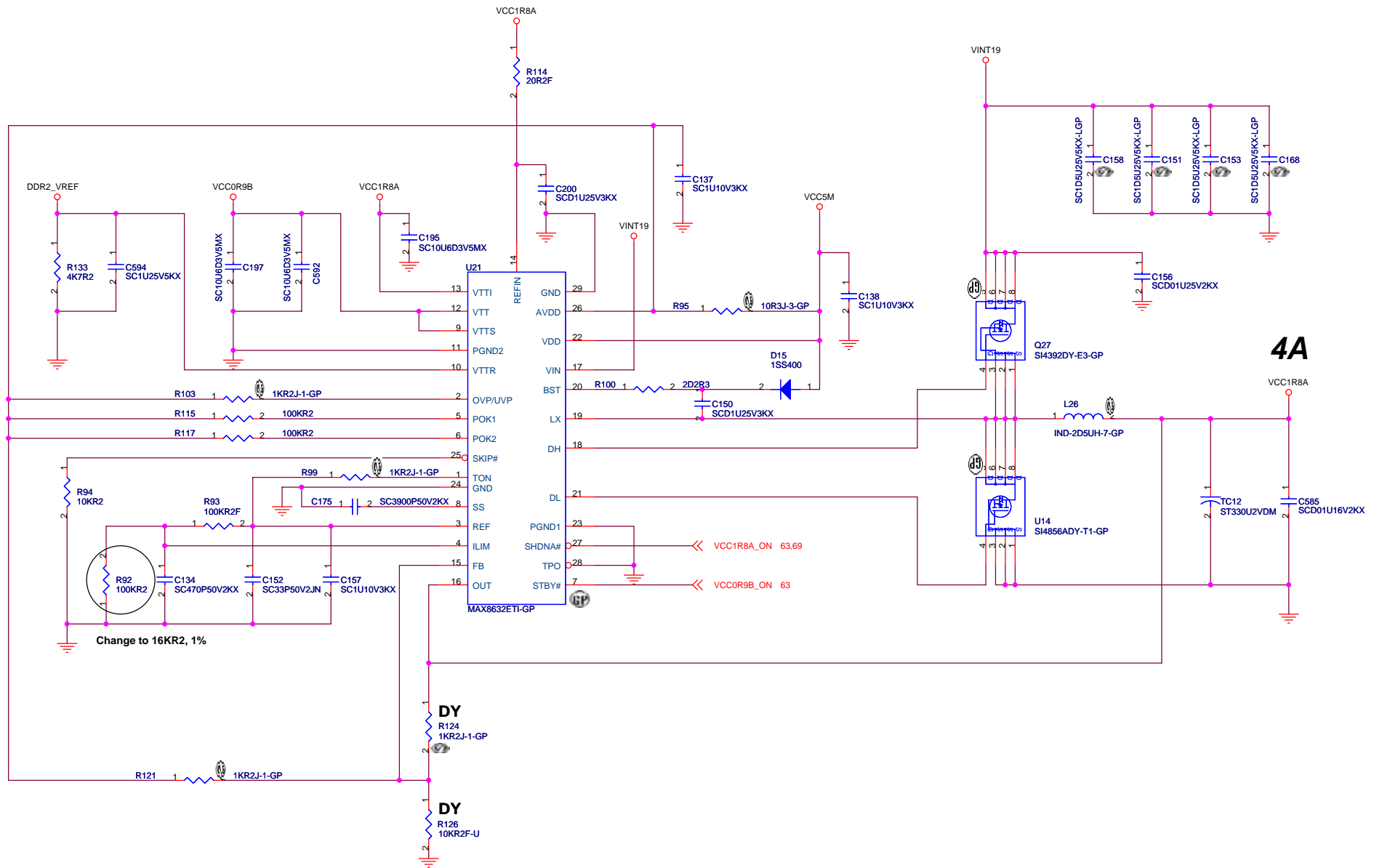
Document Number

KS Note

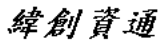
Rev
SB

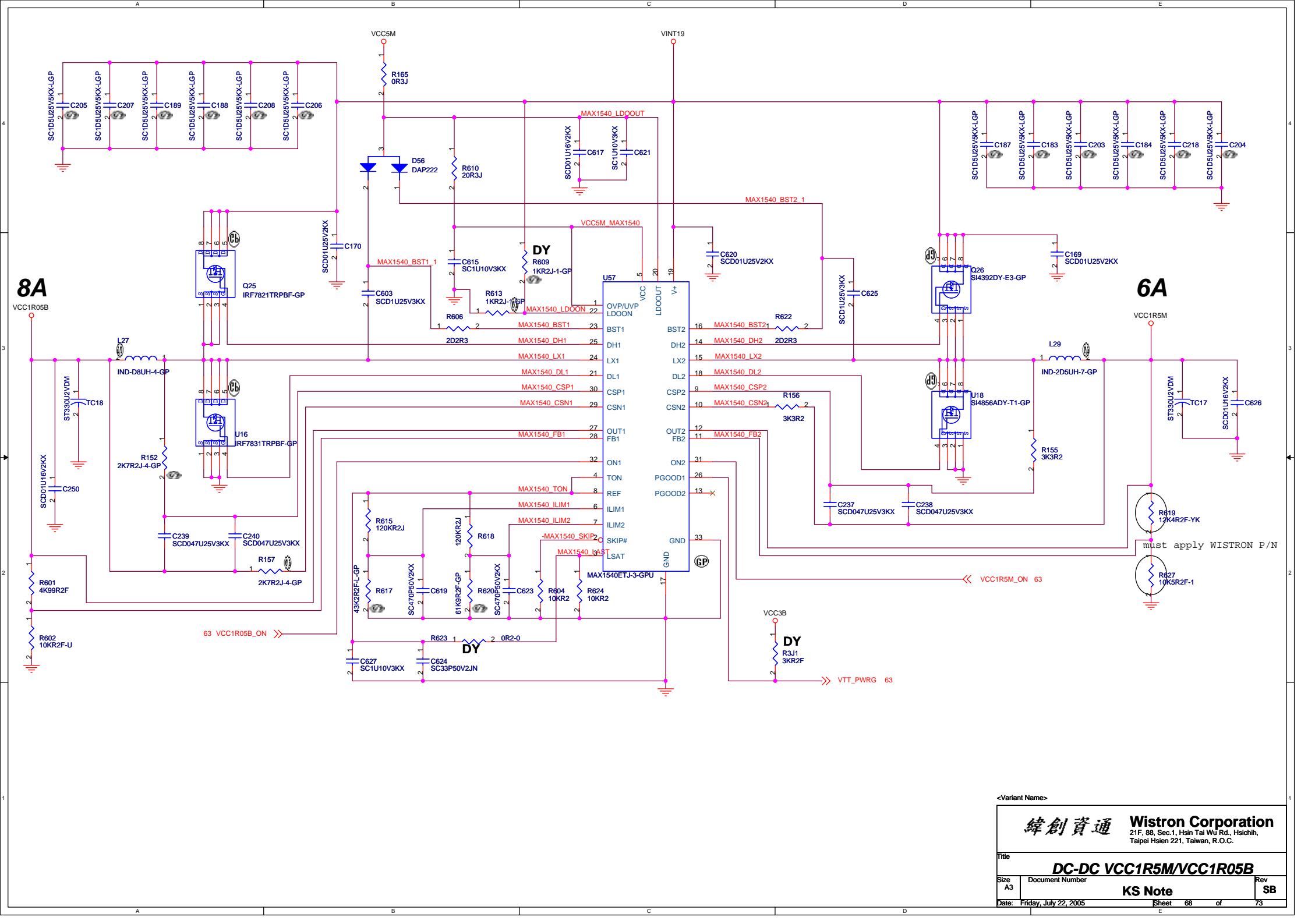
Date: Friday, July 22, 2005

Sheet 66 of 73



<Variant Name>

 Wistron Corporation 21F, 88, Sec.1, Hsin Tai Wu Rd., Hsichih, Taipei Hsien 221, Taiwan, R.O.C.		
DC-DC VCC1R8A		
Size A3	Document Number KS Note	Rev SB
Date: Friday, July 22, 2005		
Sheet 67 of 73		



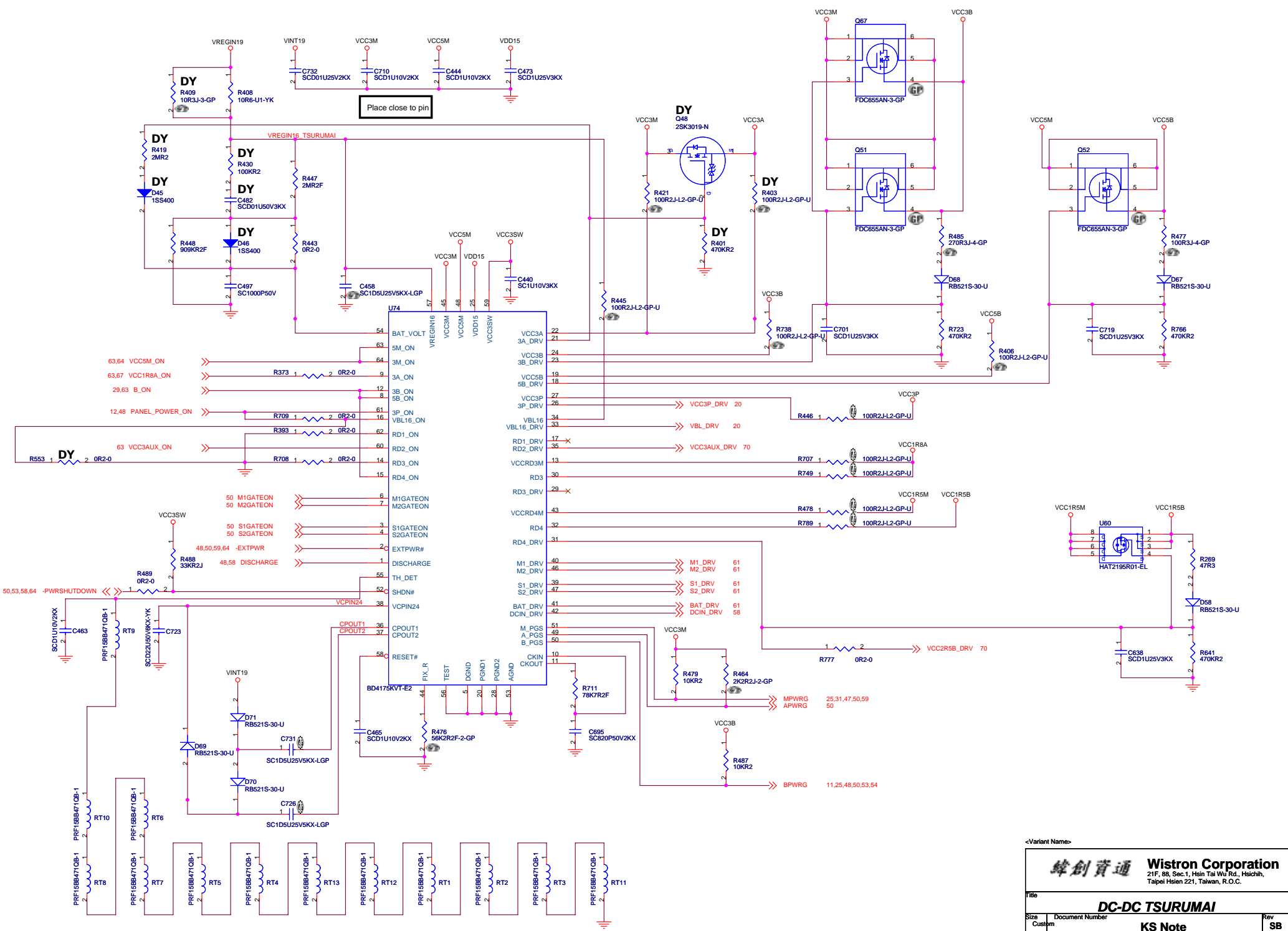
<Variant Name>

緯創資通 Wistron Corporation
 21F, 88, Sec.1, Hsin Tai Wu Rd., Hsichih,
 Taipei Hsien 221, Taiwan, R.O.C.

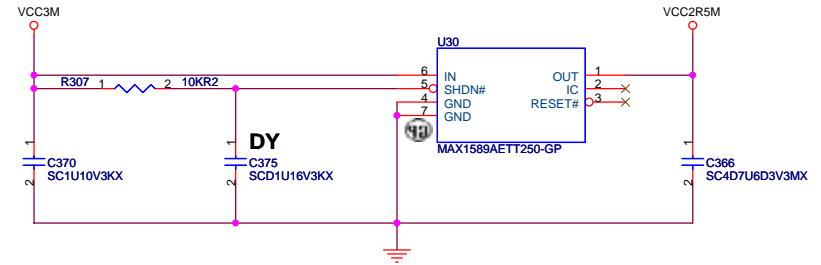
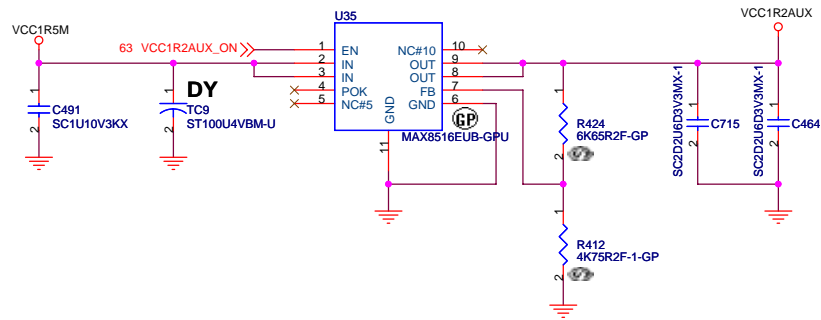
Title
DC-DC VCC1R5M/VCC1R05B

Size A3	Document Number KS Note	Rev SB
------------	-----------------------------------	------------------

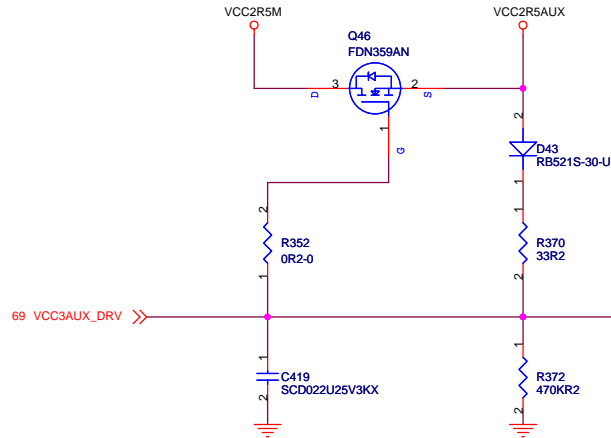
Date: Friday, July 22, 2005 Sheet 68 of 73



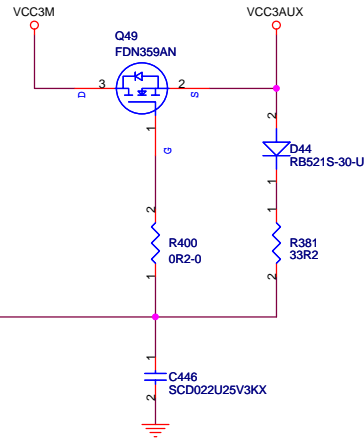
VCC1R2AUX



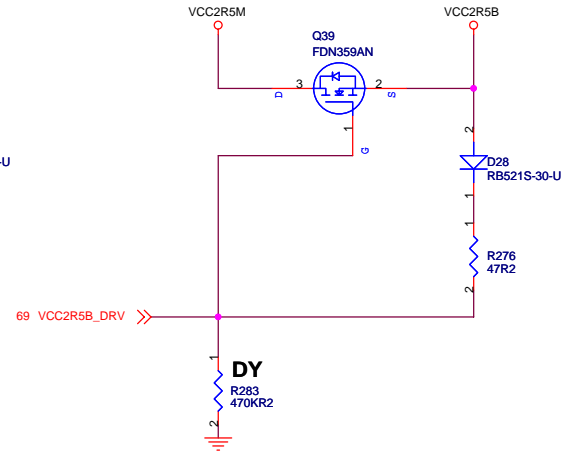
VCC2R5AUX




VCC3AUX

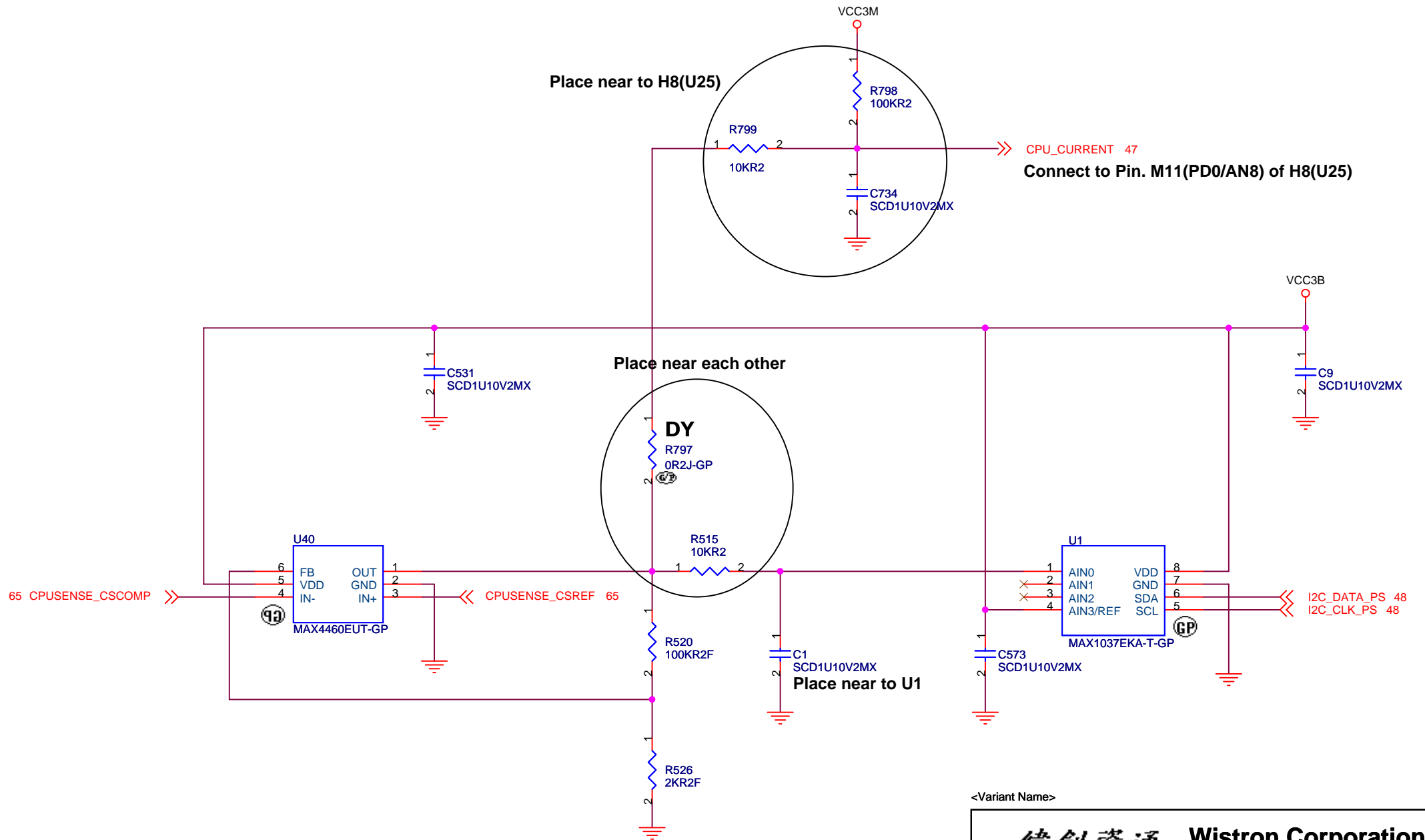


VCC2R5B



<Variant Name>

 Wistron Corporation 21F, 88, Sec.1, Hsin Tai Wu Rd., Hsichih, Taipei Hsien 221, Taiwan, R.O.C.		
LOAD SW		
Title Size A3	Document Number KS Note	Rev SB
Date: Friday, July 22, 2005		Sheet 70 of 73



<Variant Name>

緯創資通

Wistron Corporation

21F, 88, Sec.1, Hsin Tai Wu Rd., Hsichih,
Taipei Hsien 221, Taiwan, R.O.C.

Title

CURRENT SENSE

Size
A4

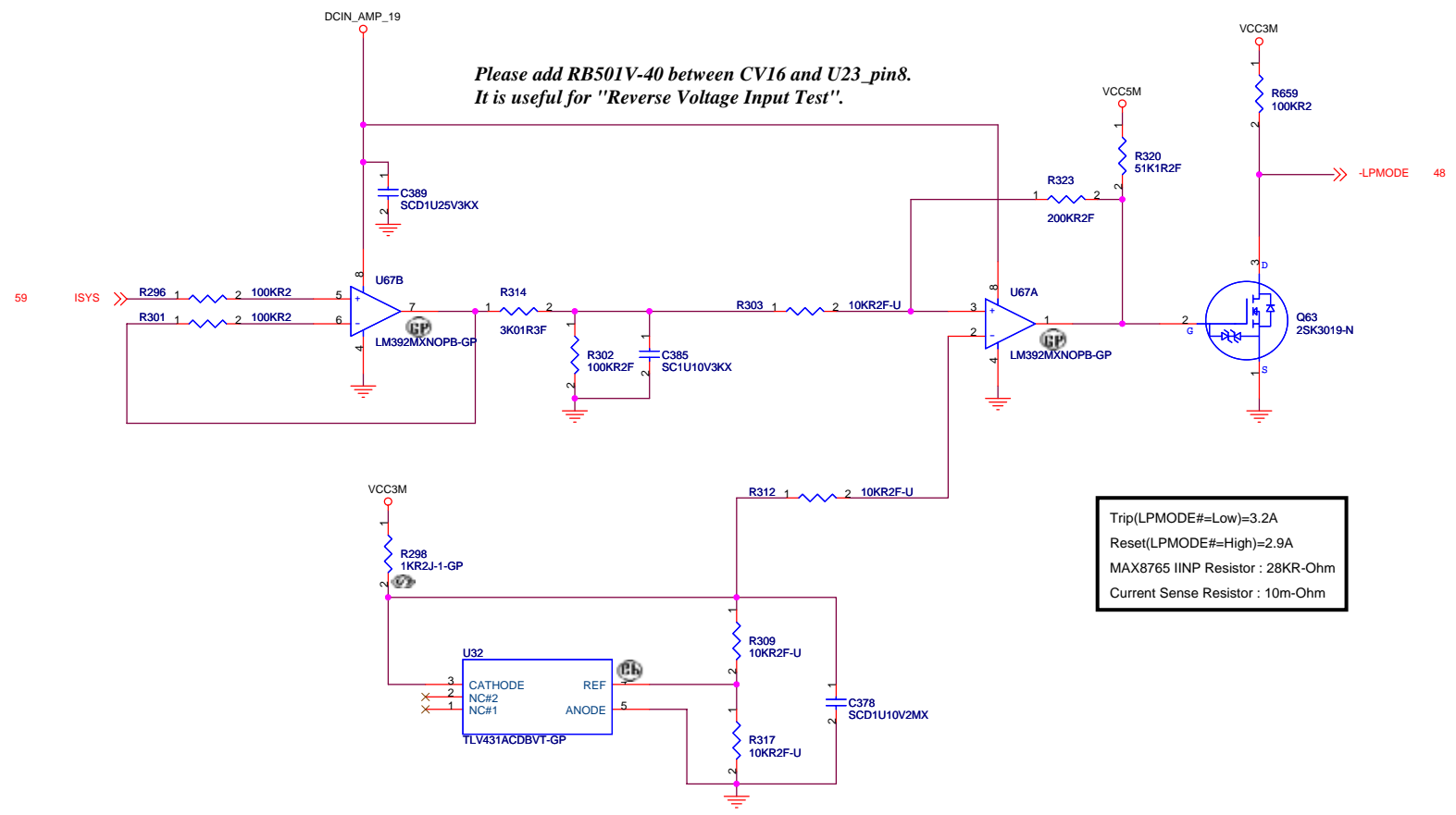
Document Number

KS Note

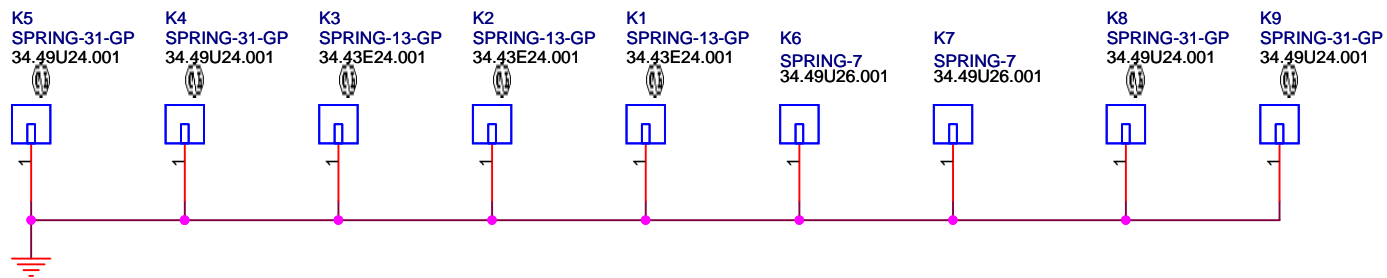
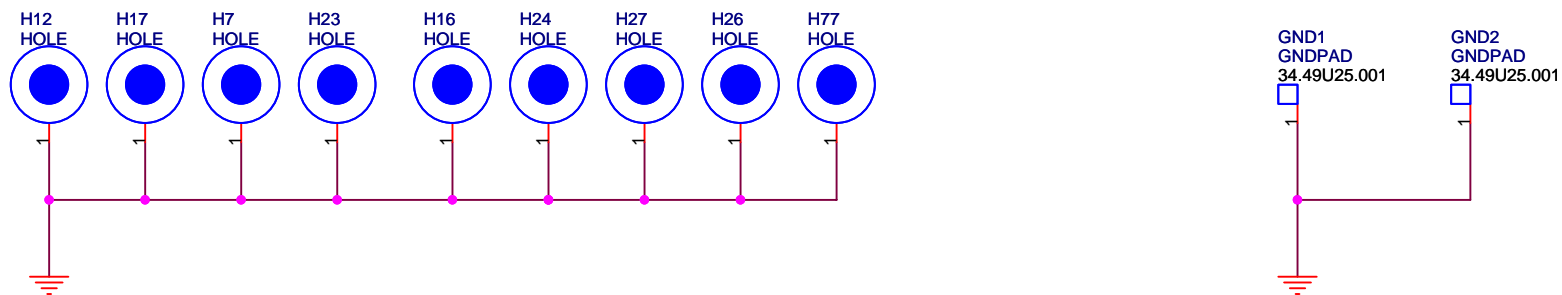
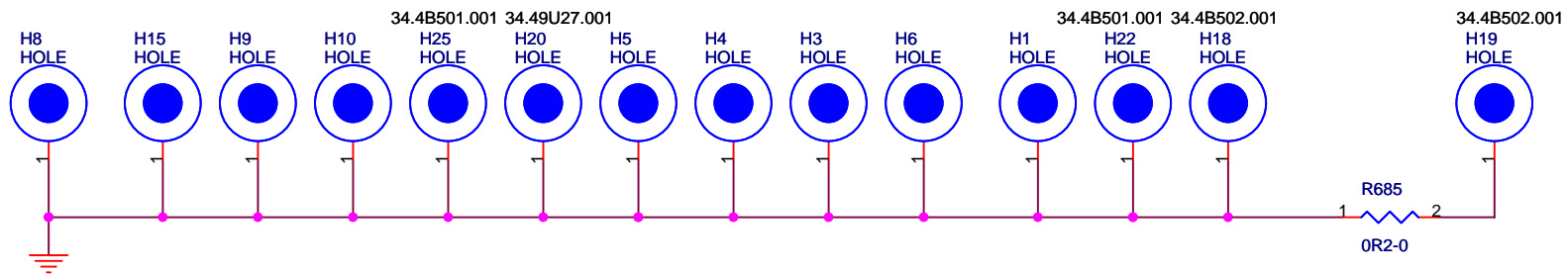
Rev
SB

Date: Friday, July 22, 2005


Sheet 71 of 73



Trip(LPMODE#=Low)=3.2A
 Reset(LPMODE#=High)=2.9A
 MAX8765 IINP Resistor : 28KR-Ohm
 Current Sense Resistor : 10m-Ohm



<Variant Name>

 Wistron Corporation 21F, 88, Sec.1, Hsin Tai Wu Rd., Hsichih, Taipei Hsien 221, Taiwan, R.O.C.	
HOLES/GND/PADS	
Title Size A4	Document Number KS Note
Date: Friday, July 22, 2005	Sheet 73 of 73
Rev SB	