



**LASER PRINTER  
PARTS REFERENCE LIST**

**MODEL:HL-720/730/730Plus**

## NOTE FOR USING THIS PARTS REFERENCE LIST

1. In the case of ordering parts, it needs mentioning the following items:

- (1) Code
- (2) Q'ty
- (3) Description
- (4) Symbol ( PCB No., Revision , and Parts location mounted on the PCB.)

Note : No orders without Parts Code or Tool No. can be accepted.

< Example >

REF.NO.	SYMBOL	CODE	QTY	DESCRIPTION	REMARKS

Revision No. : marked on the printed circuit board.

B48K056 - 201A

\_\_\_\_\_ Design change indication  
 \_\_\_\_\_ Specification No.  
 \_\_\_\_\_ Pattern alteration No.  
 \_\_\_\_\_ Circuit board No.

## 2. Design-changed parts:

If the parts are changed, any one of the following symbols is indicated in the REMARKS column.

- #A : compatible between old and new  
#B : replaceable from old to new  
#D : incompatible  
# : newly established

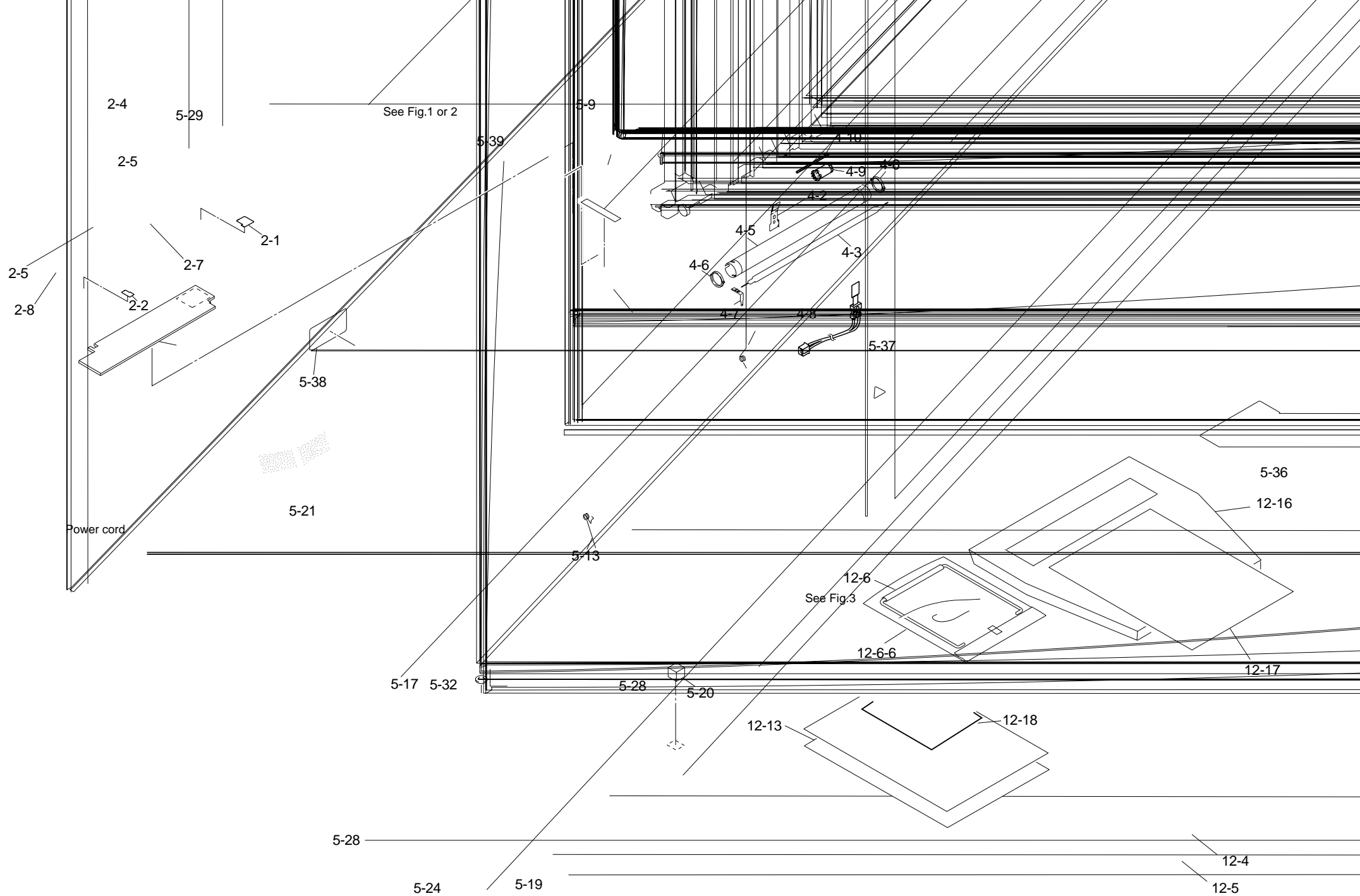
3. The original of this list was made based on the information available in March, 1996.

4. Parts are subject to change in design without prior notice.

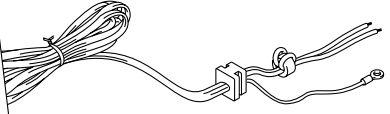
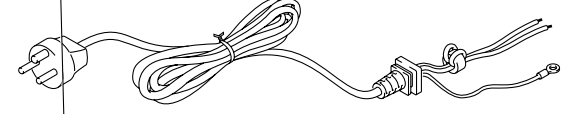
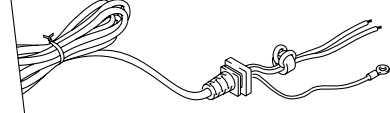
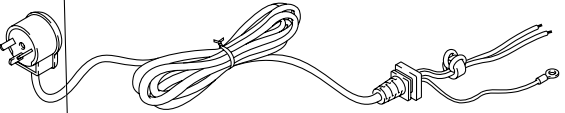
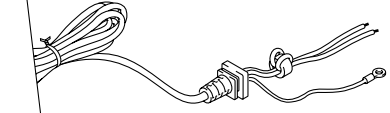

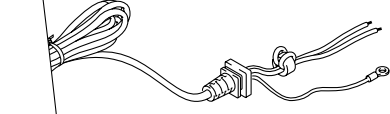

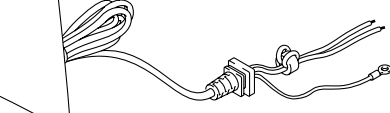

# CONTENTS

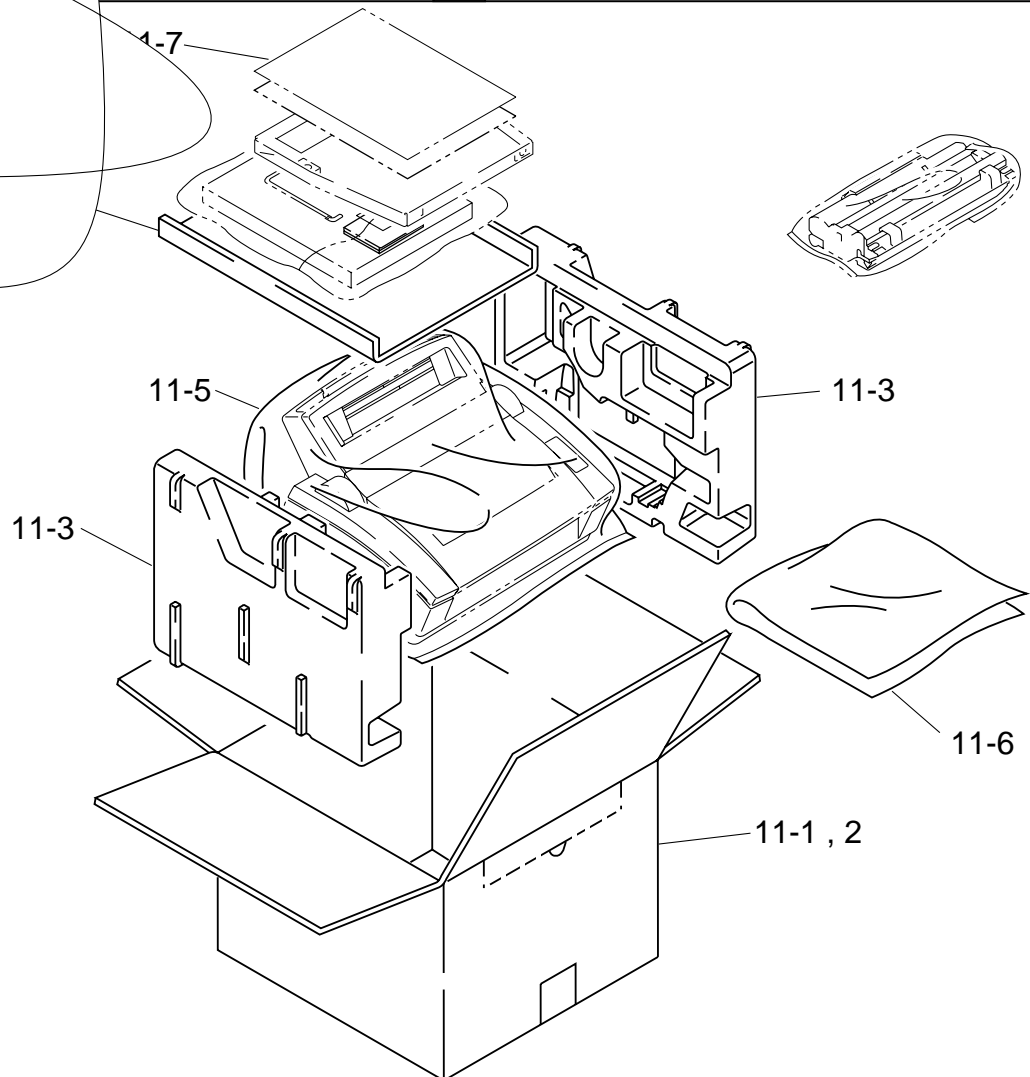
PCB SILK-SCREEN PRINTING DRAWING .....	1
GENERAL DRAWING .....	2
POWER CORDS & PACKING DRAWING .....	3
1. FRAME / DRIVE .....	4
2. SCANNER .....	4
3. PAPER TRAY .....	5
4. FIXING UNIT .....	5
5. CABINET .....	6
6. MAIN PCB .....	7
7. PANEL / SENSOR PCB .....	7
8. LOW-VOLTAGE POWER SUPPLY UNIT .....	8
9. HIGH-VOLTAGE POWER SUPPLY UNIT .....	8
10. POWER CORDS .....	9
11. PACKING .....	9-1
12. DOCUMENTS .....	10
13. ADJUSTING TOOL KIT .....	11





# PACKING DRAWING

	1F	
	1G	
	1H	
	1I	
	1J	



## 1. FRAME / DRIVE

REF.NO.	SYMBOL	CODE	Q'TY	DESCRIPTION	REMARK
1-11	B48K230-3	UL6997001	1	DRIVE UNIT (SP)	
1		087411615	2	TAPTITE, CUP B M4X16	
2		UL6573000	1	PAPER PICK-UP SOLENOID LEVER	
3		UL6574000	1	CLUTCH RELEASE LEVER	
4		UL6575001	1	SOLENOID LEVER RETURN SPRING	
5		UL6576001	1	PAPER PICK-UP SOLENOID ASSY	
6		087322015	1	TAPTITE, CUP S M3X20	
7		UL6577001	2	CLUTCH GEAR SPRING	
8		UL6579001	1	CLUTCH HOLDER SPRING	
9		UL6578001	1	MAIN MOTOR ASSY	
10		087320616	2	TAPTITE, CUP S M3X6	
11		UK3125001	1	DRUM GROUND PCB ASSY	
12		087412016	3	TAPTITE, CUP B M4X20	
13		085411215	1	TAPTITE, BIND B M4X12	

MODEL HL-720/730 84U-501/601-010

TI NO.96-P021 / 96-P024 / 96-P036

## 2. SCANNER

REF.NO.	SYMBOL	CODE	Q'TY	DESCRIPTION	REMARK
1-2	B48K231-5	UL6875001	1	SCANNER UNIT (SP)	
1		UL6614001	1	S SHEET 1	
2		UL6615001	1	S SHEET 2	
3		UK3073001	1	TONER SENSOR PCB ASSY	
4		087310815	1	TAPTITE, CUP B M3X8	
5		085411215	3	TAPTITE, BIND B M4X12	
6		UL6611001	1	S SEAL SPONGE 1	
7		UL6740001	1	LASER CAUTION LABEL, EUR	
7		UL7931001	1	LASER CAUTION LABEL, LEGEND	
8		UL6741001	1	CAUTION LABEL, TONER	

MODEL HL-720/730 84U-501/601-020

T/I No. 96-P019 / 96-P036 / 97-P014 / 97-P045 / 97-P072

### 3. PAPER TRAY

REF.NO.	CODE	Q'TY	DESCRIPTION	REMARK
1	UL6876001	1	MP TRAY ASSY (SP), GRAY1227	

MODEL HL-720/730 84U-501/601-040

### 4. FIXING UNIT

REF.NO.	CODE	Q'TY	DESCRIPTION	REMARK
1-10	UL6877001	1	FIXING UNIT, 120V (SP)	
1-10	UL6878001	1	FIXING UNIT, 240V (SP)	
1-10	UU7442001	1	FIXING UNIT, 240V PFA (SP)	
1-10	UL7934001	1	FIXING UNIT, 240V LEGEND (SP)	
1	UL6879001	1	FU LAMP, 120V (SP)	
1	UL6880001	1	FU LAMP, 240V (SP)	
2	UL6616001	1	CLEANER ASSY	
3	UL6688001	1	CAUTION LABEL	
3	UL7928001	1	CAUTION LABEL, LEGEND	
4	085411215	1	TAPTITE, BIND B M4X12	
5	UL0984001	1	HEAT ROLLER ASSY (SP)	
5	UL8495001	1	HEAT ROLLER ASSY, PFA (SP)	
6	UL6673001	1	H/R BEARING	
7	UL6677000	1	ELECTRODE PLATE	
8	UL6667001	1	THERMISTOR ASSY	
9	UL6681001	4	EJECT PINCH ROLLER ASSY	
10	UL6682001	4	PINCH SPRING	

MODEL HL-720/730 84U-501/601-050/051/053

TI NO. 96-P056 / 97-P072 / PR97028 / PR97032 / PR98271 / PR98292 / PR99076



5. CABINET

REF.NO.	SYMBOL	CODE	Q'TY	DESCRIPTION	REMARK
1	B48K228-2	087310815	6	TAPTITE, CUP B M3X8	
2		UL6714001	1	SW KEY, GRAY1227	
3		UL6715001	1	PANEL LIGT GUIDE	
4		UL6716001	1	DUCT LID	
5		UL6936001	1	PAPER EJECT ACTUATOR ASSY, BLACK	
6		UL6935001	1	REGIST SENSOR ACTUATOR ASSY, BLACK	
7		UL6719000	1	INTERLOCK LEVER	
8		UL6720001	1	SPRING, COMPRESSION	
9		UL6721000	1	LOCK LEVER	
10		UL6722001	1	SPRING, COMPRESSION	
11		UL6723001	1	PR LOCK SPRING	
12		UL6729000	1	TOP COVER LINK	
13		UL6930001	1	SPRING, TORSION	
14		UL6931001	1	SPRING, TORSION EX	
15		UL6887001	1	EL PCB UNIT	
16		UL6853001	1	DENSITY DIAL, GRAY1252	
17		UL6725000	1	INSULATION SHEET	
18		UL6728000	1	BASE PLATE	
19		UL5600001	2	RUBBER FOOT	
20		UL6864001	1	PCB SUPPORT	
21		UL6934001	1	FAN MOTOR ASSY	
22		UL6973000	1	DRUM GROUND SPRING	
23		UL6731001	1	I/F SHIELD ASSY	
24		085411215	4	TAPTITE, BIND B M4X12	
25		085411215	1	TAPTITE, BIND B M4X12	
26		085411215	1	TAPTITE, BIND B M4X12	
27		085411215	1	TAPTITE, BIND B M4X12	
28		087320616	4	TAPTITE, CUP S M3X6	
29		002400616	3	SCREW, PAN M4X6	
30		087320616	2	TAPTITE, CUP S M3X6	
31		UL6915001	1	SCREW, PAN (WASHER) M4X6	
32		025040235	1	WASHER, PLAIN M 4	
33		UL6703001	1	TOP COVER, GRAY1227	
34-34		UL6735001	1	PAPER EJECT TRAY ASSY, GRAY1227	
34		UL6736001	1	PAPER EJECT TRAY EXTENSION	
35		UL6581001	1	MODEL PLATE, HL-720 USA/CAN	
35		UL6944001	1	MODEL PLATE, HL-720 EUR	
35		UL7935001	1	MODEL PLATE, HL-720 LEGEND	
35		UL6737001	1	MODEL PLATE, HL-730 USA/CAN	
35		UL7530001	1	MODEL PLATE, HL-730DX USA/CAN	
35		UL6945001	1	MODEL PLATE, HL-730 EUR	
35		UL7549001	1	MODEL PLATE, HL-730 LEGEND	
35		UL7763001	1	MODEL PLATE, HL-730 KOR OEM SSANG YONG	
35		UL7814001	1	MODEL PLATE, HL-730+ USA/CAN	
35		UL7818001	1	MODEL PLATE, HL-730DX+ USA/CAN	
35		UL7815001	1	MODEL PLATE, HL-730+ EUR	
36		UL6580001	1	MYLAR LABEL, USA HL-720	
36		UL6953001	1	MYLAR LABEL, CAN HL-720	
36		UL6743001	1	MYLAR LABEL, USA HL-730	
36		UL7531001	1	MYLAR LABEL, USA HL-730DX	
36		UL6954001	1	MYLAR LABEL, CAN HL-730/730DX	
36		UL7819001	1	MYLAR LABEL, USA HL-730+	
36		UL7821001	1	MYLAR LABEL, USA HL-730DX+	
36		UL7820001	1	MYLAR LABEL, CAN HL-730+/730DX+	
37		UL5738001	1	PAPER SET LABEL, USA/CAN	
38		UH0905001	1	PATENT LABEL, USA/CSA HL-730/730DX	
39		UL6724000	1	MAIN SHIELD	
40		UL7940001	1	GUIDE FILM	

MODEL HL-720/730 84U-501/601-060

TI NO. 96-P012 / 96-P014 / 96-P015 / 96-P026 / 96-P076 / 97-P016 / 97-P060 / 97-P068 / 97-P076 / PR97040

# 6. MAIN PCB

REF.NO.	SYMBOL	CODE	Q'TY	DESCRIPTION	REMARK
1-1	B48K224-410	UK3593001	1	MAIN PCB ASSY W (SP), HL-720	
1-1	B48K224-420	UK3730001	1	MAIN PCB ASSY W (SP), LEGEND HL-720	
1-1	B48K233-410A	UK3594001	1	MAIN PCB ASSY P (SP), HL-730/730DX	
1-1	B48K233-411A	UK3597001	1	MAIN PCB ASSY P (SP), HEB HL-730	
1-1	B48K233-420	UK3703001	1	MAIN PCB ASSY 1M (SP), HL-730+/730DX+	
1-1	B48K233-421A	UK3704001	1	MAIN PCB ASSY 1M (SP) HEB, HL-730+	
1	#1	UK3671001	1	MASK ROM:KM23C4100C HL-730/730+	
1	#1	UK3551001	1	PROM:HL730HEB ASSY, HL-730/730+	

MODEL HL-720/730 84U-501/601-102/101/104/105/106

TI NO.96-P012 / 96-P024 / 96-P036 / 96-P062 / 97-P015 / 97-P016 / 97-P076 / PR98042

# 7. PANEL / SENSOR PCB

REF.NO.	SYMBOL	CODE	Q'TY	DESCRIPTION	REMARK
1	B48K225-500C	UK3189001	1	PANEL/SENSOR PCB ASSY (SP)	

MODEL HL-720/730 84U-501/601-151

T/I No. 96-P036

# 8. LOW-VOLTAGE POWER SUPPLY UNIT

REF.NO.	SYMBOL	CODE	Q'TY	DESCRIPTION	REMARK
1	REV.A	UK3190001	1	PS PCB ASSY, 115V (SP)	
1	REV.A	UK3191001	1	PS PCB ASSY, 230V (SP)	
2		UK3061001	1	LV HARNESS ASSY	
3		UK3062001	1	HEATER HARNESS ASSY	
4		J02101051	1	BINDER 2.3X79	

MODEL HL-720/730 84U-501/601-200/201

TI NO.96-P072

# 9. HIGH-VOLTAGE POWER SUPPLY UNIT

REF.NO.	SYMBOL	CODE	Q'TY	DESCRIPTION	REMARK
1		UK3192001	1	HIGH-VOLTAGE PS PCB ASSY (SP)	
2		UK3059000	1	HV FLAT CABLE 12	

MODEL HL-720/730 84U-501/601-220

## 10. POWER CORDS

REF.NO.	CODE	Q'TY	DESCRIPTION	REMARK
1A	UK3135001	1	AC CORD ASSY, USA	
1B	UK3138001	1	AC CORD ASSY, UK	
1C	UK3141001	1	AC CORD ASSY, EUR	
1D	UK3144001	1	AC CORD ASSY, SAA	
1E	UK3147001	1	AC CORD ASSY, SEV	
1F	UK3971001	1	AC CORD ASSY, DEMKO	
1G	UK3151001	1	AC CORD ASSY, HEB	
1H	UK3152001	1	AC CORD ASSY, S.AF	
1I	UK3217001	1	AC CORD ASSY, CHLI	
1J	UK3831001	1	AC CORD ASSY, CHN	

MODEL HL-720/730 84U-501/601-230

TI NO. 96-P012 / 96-P051 / 97-P044 / PR97146 / PR98037

## 11. PACKING

REF.NO.	CODE	Q'TY	DESCRIPTION	REMARK
1	UE2093001	1	CARTON, EUR HL-720	
1	UE2085001	1	CARTON, EUR HL-730	
1	UE2216001	1	CARTON, LEGEND HL-720	
1	UE2171001	1	CARTON, LEGEND HL-730 (LJ6P)	
1	UE2121001	1	CARTON ASSY, USA/CAN HL-720 (WITH 2, LABEL)	
1	UE2122001	1	CARTON ASSY, USA/CAN HL-730 (WITH 2, LABEL)	
1	UE2123001	1	CARTON ASSY, USA/CAN HL-730DX (WITH 2, LABEL)	
1	UE2151001	1	CARTON, GULF HL-730	
1	UE2186001	1	CARTON, KOR OEM SSANG YONG	
1	UE2204001	1	CARTON, NO BRAND +	
1	UE2200001	1	CARTON, EUR HL-730+	
1	UE2199001	1	CARTON, USA/CAN HL-730+	
1	UE2202001	1	CARTON, USA/CAN HL-730DX+	
1	UE2201001	1	CARTON, GULF HL-730+	
1	UE2203001	1	CARTON, LEGEND HL-730+	
1	UE2205001	1	CARTON, KOR OEM SSANG YONG+	
2	UE2124001	1	CARTON, USA/CAN	
3	UE2086000	1	STYROFORM PAD ASSY	
4	UE2107000	1	CARTON, SF ASSY	
5	UE2126001	1	BAG, 700X800H (BODY)	
6	UE2108001	1	SHEET, 200X300 (BODY)	
7	UH3373001	1	NO RETURN FORM, US	
7	UH3295001	1	RETURN FORM CANADA	

MODEL HL-720/730 84U-501/601-930

TI NO. 96-P012/96-P014/96-P019/96-P026/96-P030/96-P051/96-P076/97-P016/97-P026/97-P060/97-P076  
/PR97158/PR98031/PR98036

## 12. DOCUMENTS

REF.NO.	CODE	Q'TY	DESCRIPTION	REMARK
1	UK3181001	1	PR DRIVER DISK ASSY 1, WINDOWS HL-720	
1	UK3726001	1	PR DRIVER DISK ASSY 1, WINDOWS LEGEND HL-720	
1	UK3155001	1	PR DRIVER DISK ASSY 1, WINDOWS HL-730/730DX	
1	UK3243001	1	PR DRIVER DISK ASSY 1, WINDOWS LEGEND HL-730	
1	UK3566001	1	PR DRIVER DISK ASSY 1, WINDOWS ISR HL-730	
1	UK3571001	1	PR DRIVER DISK ASSY 1, WINDOWS KOR HL-730	
1	UK3636001	1	PR DRIVER DISK ASSY 1, WINDOWS KOR OEM SSANG YONG	
1	UK3672001	1	PR DRIVER DISK ASSY 1, WINDOWS HL-730+/730DX+	
1	UK3688001	1	PR DRIVER DISK ASSY 1, WINDOWS ISR HL-730+	
2	UK3183001	1	PR DRIVER DISK ASSY 2, FONT&DOS HL-720	
2	UK3728001	1	PR DRIVER DISK ASSY 2, FONT&DOS LEGEND HL-720	
2	UK3157001	1	PR DRIVER DISK ASSY 2, FONT&DOS HL-730/730DX	
2	UK3245001	1	PR DRIVER DISK ASSY 2, FONT&DOS LEGEND HL-730	
2	UK3568001	1	PR DRIVER DISK ASSY 2, FONT&DOS ISR HL-730	
2	UK3573001	1	PR DRIVER DISK ASSY 2, FONT&DOS KOR HL-730	
2	UK3638001	1	PR DRIVER DISK ASSY 2, FONT&DOS KOR OEM SSANG YONG	
2	UK3674001	1	PR DRIVER DISK ASSY 2, FONT&DOS HL-730+/730DX+	
2	UK3690001	1	PR DRIVER DISK ASSY 2, FONT&DOS ISR HL-730+	
3	UK3159001	1	PR DRIVER DISK ASSY 3, PCL5 USA/CAN HL-730/730DX	
4	UK3676001	1	PR DRIVER DISK ASSY 3, INTERNET HL-730+/730DX+	
4	UK3714001	1	PR DRIVER DISK ASSY 5, NT4.0 CANADA	
5	UK3686001	1	PR DRIVER DISK ASSY 4, PCL5E USA/CAN HL-730+/730DX+	
5	UK3732001	1	PR DRIVER DISK ASSY 6, ARABIC	
6-6	UE2188001	1	TRAY EXTENSION BAG ASSY	
6	UL7158001	1	TE TUBE	
7	UL6857001	1	USER'S MANUAL, USA HL-720/730/730DX	
7	UL7510001	1	USER'S MANUAL, FRA HL-720/730	
7	UL6862001	1	USER'S MANUAL, GER HL-720/730	
7	UL7511001	1	USER'S MANUAL, NOR HL-720/730	
7	UL7512001	1	USER'S MANUAL, NLD HL-720/730	
7	UL6951001	1	USER'S MANUAL, ITA HL-720/730	
7	UL7513001	1	USER'S MANUAL, SWE HL-720/730	
7	UL7495001	1	USER'S MANUAL, DEN HL-720/730	
7	UL7055001	1	USER'S MANUAL, KOR HL-720/730	
7	UL7765001	1	USER'S MANUAL, KOR OEM SSANG YONG	
8	UL6858001	1	SET GUIDE, USA HL-720/730/730DX	
8	UL7514001	1	SET GUIDE, FRA HL-720/730	
8	UL6863001	1	SET GUIDE, GER HL-720/730	
8	UL7515001	1	SET GUIDE, NOR HL-720/730	
8	UL7516001	1	SET GUIDE, NLD HL-720/730	
8	UL6952001	1	SET GUIDE, ITA HL-720/730	
8	UL7517001	1	SET GUIDE, SWE HL-720/730	
8	UL7496001	1	SET GUIDE, DEN HL-720/730	
8	UL7056001	1	SET GUIDE, KOR HL-720/730	
8	UL7775001	1	SET GUIDE, KOR OEM SSANG YONG	
9	UL6859001	1	WARRANTY CARD, USA	
9	UH2693001	1	WARRANTY CARD, CAN	
9	UL7484001	1	WARRANTY CARD 2, CAN HL-730DX	
9	UL7581001	1	WARRANTY CARD, FRA2	
9	237703001	1	WARRANTY CARD, DUTCH	
10	UL7426001	1	SC INSERTION SHEET, USA	
11	UL6868001	1	ACCESSORY ORDER F, USA HL-720	
11	UL6860001	1	ACCESSORY ORDER F, USA HL-730/730DX	
11	UL7865001	1	ACCESSORY ORDER F, USA HL-730+	
11	UH3294001	1	ACCESSORY ORDER F, CANADA	
13	UL7538001	1	PCL5E INSERTION, USA/CAN HL-730/730DX	
14	UE2014001	1	BAG, 215X350H	
16	UL6955001	1	DUST COVER	

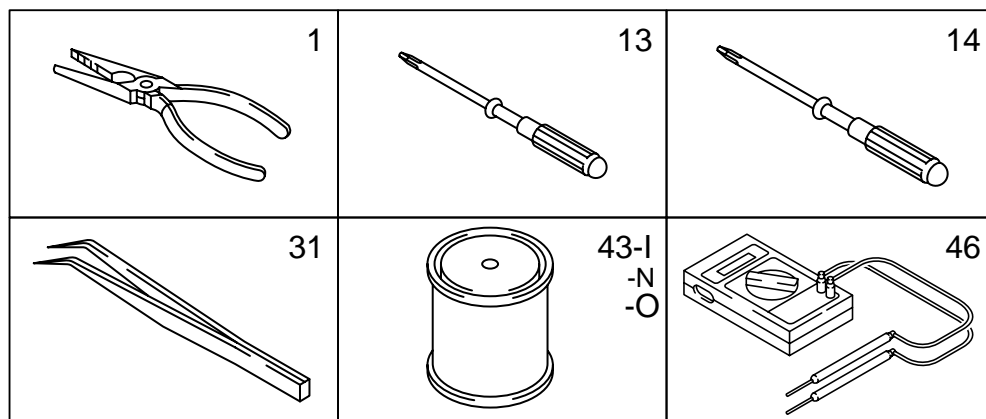
MODEL HL-720/730 84U-501/601-920

REF.NO.	CODE	QTY	DESCRIPTION	REMARK
17	UL6996001	1	INSERTION DC	
18	UL7916001	1	HL-730+ INSERTION SHEET CHN	

MODEL HL-720/730 84U-501/601-920

TI NO. 96-P014/96-P019/96-P020/96-P030/96-P037/96-P038/96-P040/96-P45/96-P052/96-P058/96-P065  
/96-P076/97-P006/97-P007/97-P016/97-P017/97-P018/97-P050/97-P061/97-P069/97-P070/97-P076  
/97-P077/97-P080/PR97036/PR98035

### 13 . ADJUSTING TOOL KIT



TOOL NO.	TOOL NAME
ZX-1	PLIERS (150MM)
ZX-13	SCREWDRIVER, PHILLIPS (NO-1)
ZX-14	SCREWDRIVER, PHILLIPS (NO-2)
ZX-31	TWEEZERS (150MM)
ZX-43I	LUBRICATING GREASE (FLOIL GE-676)
ZX-43N	LUBRICATING GREASE(MOLYKOTE EM-30L TKC-0)1KG
ZX-43O	LUBRICATING GREASE(MOLYKOTE EM-D110) 1KG
ZX-46	TESTER (MD-200C)